

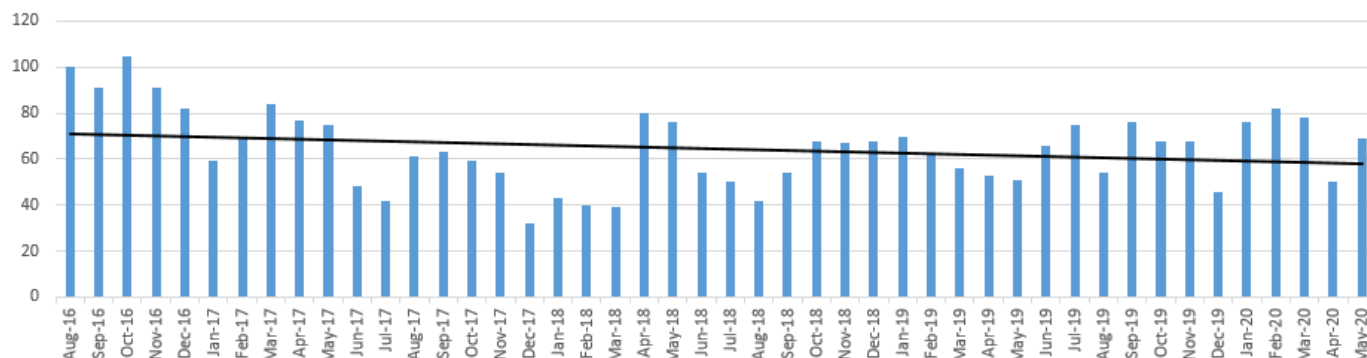
PUBLIC SAFETY INCIDENT REPORT

MAY 2020

This report reflects incidents as reported by our team, reported by members of the public to our 24-hour control room or reported via the Obs WhatsApp groups. Thanks to Frank Schuitemaker and the WhatsApp group administrators for keeping us informed.

PLEASE CALL OUR CONTROL ROOM ON 021 447 1066 TO REPORT INCIDENTS

All crimes by months Aug 2016 -May2020



The above graph reflects the total reported incidents per month since August 2016.

SUMMARY:

Start Date: 01/05/2020 End Date: 31/05/2020

Total Incidents: 69

Categories	Incident Occurrences
▼ Crime	
▼ Theft	
▶ Theft out of Motor Vehicle	7
▶ General Theft	19
▶ Attempted Theft out of Motor Vehicle	3
▶ Theft of cell phone/smart phone/table	1
▶ Theft of Cables	1
▶ Theft of car parts	13
▶ Theft of Motor Cycle	1
▶ Theft of Bicycle	3
▼ Robbery	
▶ Robbery Common	2
▶ Attempted Robbery	1
▶ Armed Robbery	2
▶ Malicious Damage to Property	4
▶ Shoplifting	2
▼ Housebreaking	
▶ Housebreaking and theft	3
▶ Attempted housebreaking	2
▶ Trespass	5

For the period 1-31 May 2020 there were 69 incidents reported compared to 50 incidents the previous month.

Thefts recorded the highest number of incidents (48), (23) of these being vehicle related incidents of which 3 was an attempt only, broken down as follows – theft out of motor vehicle (7), attempted theft out of motor vehicle (3).

The second highest contributor to theft was general theft (19). In 13 of these incidents people jumped over boundary fences and stole items from the property, there were 4 incidents where the suspect entered through open house's doors to steal items, there were 2 incidents where people stole electronic items through the house windows (fishing) and 1 incident where a wheelie bin was stolen.

PUBLIC SAFETY INCIDENT REPORT

MAY 2020

Both of these categories of incident are opportunistic in nature, the increase in both indicative of higher amounts of foot traffic in the area at all times of the day, coupled with desperation caused by the extension of lockdown conditions – causing people to commit crime to obtain items to sell.

Other incidents that were reported was theft of cell phone (1), theft of car parts (13), theft of motor cycle (1), theft of cables (1) and theft of bicycle (3).

Robberies showed an increase from 1 incident the previous month to 5 robberies this month of which one was an attempt only.

Other reported crimes were housebreaking (3), attempted housebreaking (2) shoplifting (2) malicious damage to property (4) and trespassing (5).

Pro-active engagement (e.g. reports of suspicious activity / persons / vehicles) from the community are less compared to the previous month (12 reports as compared to 25 received by the Control Room during April 2020).

Active sectors:

- OBS Yellow for theft out of motor vehicles, theft of car parts and malicious damage to property where car windows were broken;
- OBS Red 1 and 2 and OBS Orange each recorded (1) incident of housebreaking and Obs Blue 1 and Obs Yellow each recorded (1) incident of attempted housebreaking.

The OBSID public safety team are having to inform owners or residents of unlocked vehicles, open doors, and open garages or premises gates. OBSID's public safety team recorded 70 proactive incidents compared to the previous months 48 proactive incidents.

- (15) OBS Orange,
- (8) OBS Blue 3,
- (15) OBS Red 1,
- (8) OBS Blue 1,
- (8) OBS Blue 2,
- (8) OBS Red (2),
- (7) OBS Yellow and
- (1) OBS Green.

Records indicate that the areas where proactive actions are needed often show an upward trend in incidents. This month, we observed an increase in reported incidents in OBS Orange, OBS Red 1 and OBS Yellow towards the end of May.

Public safety and SAPS deployment are dependent on incidents that have been reported. Community involvement in reporting both suspicious incidents as well as actual crimes are imperative as law enforcement alone cannot reduce crime without involving the communities for information. OBSID shares weekly incident statistics with SAPS – community members need to do the same through opening cases and reporting incidents to Woodstock SAPS.

Out of the 69 incidents that were reported, 41 people reported that they would not open a police case (51.8% of complaints therefore have gone unreported). In 25 of these incidents the OBSID safety team informed residents that an incident had occurred.

PUBLIC SAFETY INCIDENT REPORT

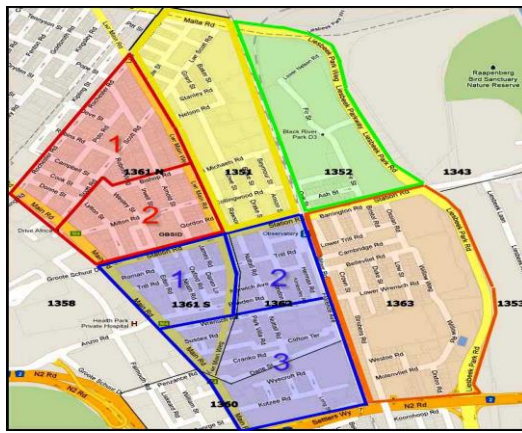
MAY 2020

OBSID public safety personnel **were involved in 6 arrests** during the month of May 2020.

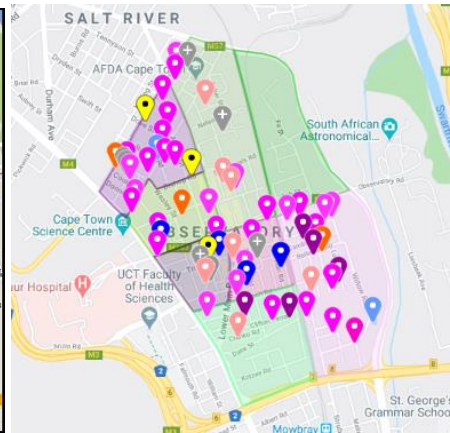
- 02 May 2020 – Corner of Lower main and St Michaels road. Suspect arrested for possession of stolen property
- 09 May 2020 – Bristol road. Suspect arrested for theft out of motor vehicle
- 19 May 2020 – Nuttal Road. Suspect arrested for Possession of housebreaking implements
- 21 May 2020 – Corner of Lower Main and Station Road. Suspect arrested for possession of stolen property
- 29 May 2020 – Duke Street. Suspect arrested for housebreaking
- 30 May 2020 – Strubens road. Suspect arrested for possession of stolen property

TOTAL INCIDENTS BY CATEGORY AND MAP:

OBSID AND ONW SECTORS:



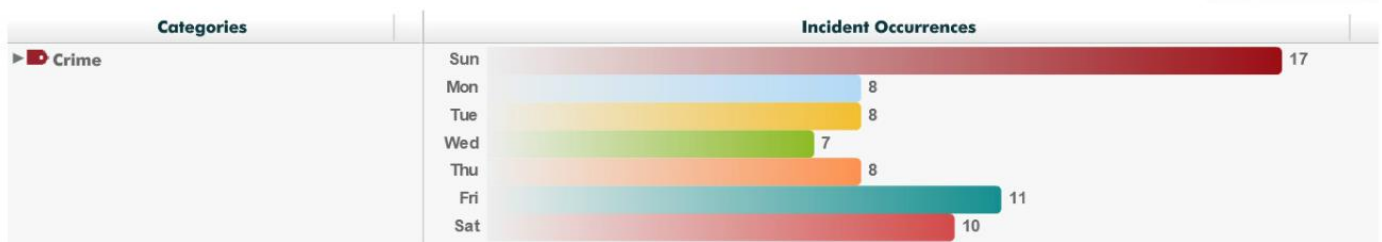
INCIDENT MAP:



INCIDENTS BY DAY:

Start Date: 01/05/2020 End Date: 31/05/2020

Total Incidents: 69

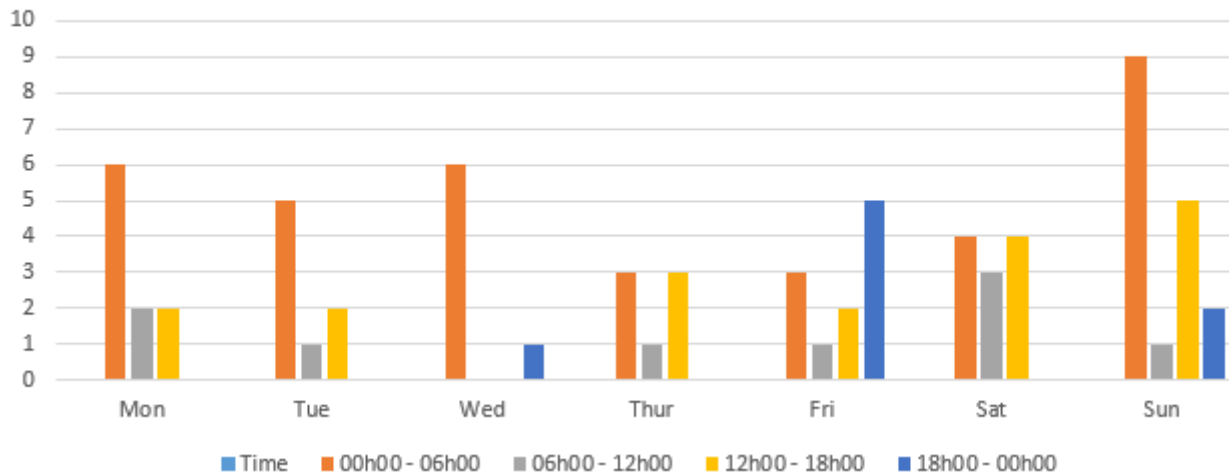


PUBLIC SAFETY INCIDENT REPORT

MAY 2020

INCIDENTS BY TIMES OF DAY (AS REPORTED):

May1 2020 -Incidents by time of day



SUMMARY OF ACTIVE PERIODS FOR THE MONTH:

Highest incident periods: (39) incidents were reported as occurring over weekends (Fridays to Sundays), with the balance occurring during week days. This continues to indicate a trend of a higher **concentration** of incidents occurring over the weekends.

The high number of late reports makes it difficult to accurately determine when incidents occurred – however it appears as if the majority of incidents are taking place late night into early mornings. This changed during the last week of the reporting period, with a notable shifts towards daytime occurrences.

INCIDENTS BY SECTOR:

Start Date: 01/05/2020 End Date: 31/05/2020

Total Incidents: 69

Sites	Incident Occurrences
▼ Observatory CID	
▶ OBS Red 2	6
▶ OBS Red 1	14
▶ OBS Blue 1	10
▶ OBS Blue 2	9
▶ OBS Blue 3	5
▶ OBS Yellow	10
▶ OBS Orange	15

Sector analyses:

- **OBS Red 1, recorded 14 incidents:** (6) general theft, (1) attempted theft out of motor vehicle, (2) theft of car parts, (1) theft of bicycle, (2) common robberies, (1) armed robbery, and (1) housebreaking.
- **OBS Red 2, recorded 6 incidents:** (1) general theft, (2) theft of car parts, (1) attempted theft out of motor vehicle, (1) theft of cell phone, (1) theft of bicycle, (1) malicious damage to property and (1) housebreaking.

PUBLIC SAFETY INCIDENT REPORT

MAY 2020

- **Blue 1, recorded 10 incidents:** (1) theft out of motor vehicle, (4) general theft, (1) attempted theft out of motor vehicle, (1) attempted robbery, (1) theft of cell phone, (1) malicious damage to property, and (1) attempted housebreaking.
- **Blue 2, recorded 9 incidents:** (2) general thefts, (1) theft of car parts, (1) theft of bicycle, (1) theft of motor cycle, (2) shoplifting and (2) malicious damage to property.
- **Blue 3, recorded 5 incidents:** (1) theft of motor vehicle, (1) attempted theft out of motor vehicle, (1) theft of car parts and (2) trespass.
- **Orange recorded 15 incidents:** (1) theft out of motor vehicle, (5) general thefts, (1) theft of cables, (3) theft of car parts, (1) armed robbery, (1) housebreaking and (3) trespass.
- **Yellow recorded 10 incidents:** (4) theft out of motor vehicles, (1) general theft, (4) theft of car parts, and (1) housebreaking.
- **Green:** Nothing reported in this sector.
- **Vehicle related incidents** – **OBS Red 2** - Gordon Road, Scott Road, **OBS Red 1** – Campbell Street, Polo Road, **OBS Blue 1** – Station Road, Neath Road, **OBS Blue 2** – Norwich Avenue, Wrensch Road, **OBS Blue 3** – Clifton Terrace, Sussex Road, Cranko Road, **OBS Yellow** – Bedford Street, Grant Street, Howe Street, Lower Rochester Road, Nares Street, Stanley Road, **OBS Orange** – Bristol Road, Ossian Road, Lynton Road, Strubens Road
- **Housebreaking or attempted housebreaking** – **OBS Red 2** – Milton Road, **OBS Red 1** – Rochester Road, **OBS Blue 1** – Oxford Road, **OBS Yellow** – Nares Street, **OBS Orange** – Duke Street.

PUBLIC SAFETY INCIDENT REPORT

MAY 2020

INCIDENTS BY STREET:

Start Date: 01/05/2020 End Date: 31/05/2020

Total Incidents: 69

Sites	Incident Occurrences
▼ Observatory CID	
▼ OBS Red 2	
Gordon Rd	1
Lyttan St	2
Milton Rd	1
Scott Road - Red2	2
▼ OBS Red 1	
Campbell St	2
Arnold St - Red1	3
Palo Rd	2
Robins Rd	1
Rochester Rd	2
Scott Rd	3
Bishop Road	1
▼ OBS Blue 1	
Trill Rd - Blue1	1
Station Rd - Blue1	1
James St	2
Neath Rd	1
Lower Main Rd - Blue1	1
Oxford Rd	4
▼ OBS Blue 2	
Norwich Ave	1
Bowden Rd - Blue2	1
Trill Rd - Blue2	1
Herschel Rd	1
Florence Ave - Blue2	1
Station Rd - Blue2	1
Wrensch Road - Blue 2	1
Lower Main Road - Blue2	2
▼ OBS Blue 3	
Park Villa Rd	1
Clifton Terrace	2
Sussex Rd	1
Cranko Rd	1
▼ OBS Yellow	
Bedford St	1
Grant St	1
Howe St	2
Lower Rochester Rd	1
Nansen St	1
Hares St	3
Stanley Rd	1
▼ OBS Orange	
Cambridge Rd	2
Bristol Rd	1
Willow Rd	1
Dixton Rd	1
Ostian Rd	1
Lynton Rd	1
Duke St	2
Weston Rd	1
Parth Rd	1
Strubens Rd	2
Bellevue Rd	2

PUBLIC SAFETY INCIDENT REPORT

MAY 2020

OBSID RESPONSE TEAM DEPLOYMENT STRATEGY DURING THE MONTH:

During the first week OBS Orange had the most incidents reported. The incidents were concentrated along Ossian Road, Willow Road and Strubens Road. Foot patrols were focused on Barrington Road and Ossian road to be visible to possible perpetrators entering the OBS Orange sector.

During week two the incidents shifted to Red 1. There were no changes to the foot patrollers or the security kiosk placement but vehicle patrols were more frequent.

During weeks three and four the incidents were scattered over the sectors with no clear pattern to counter.

Postings of foot patrollers are more concentrated on entry points to the OBSID area. Robins Road and corners of Lower main and Rochester road are covered by foot patrollers and the Main Road section is covered by more frequent vehicle patrols.

The OBSID area manager and the site contract manager worked night shifts for extra deployment over three weekends.