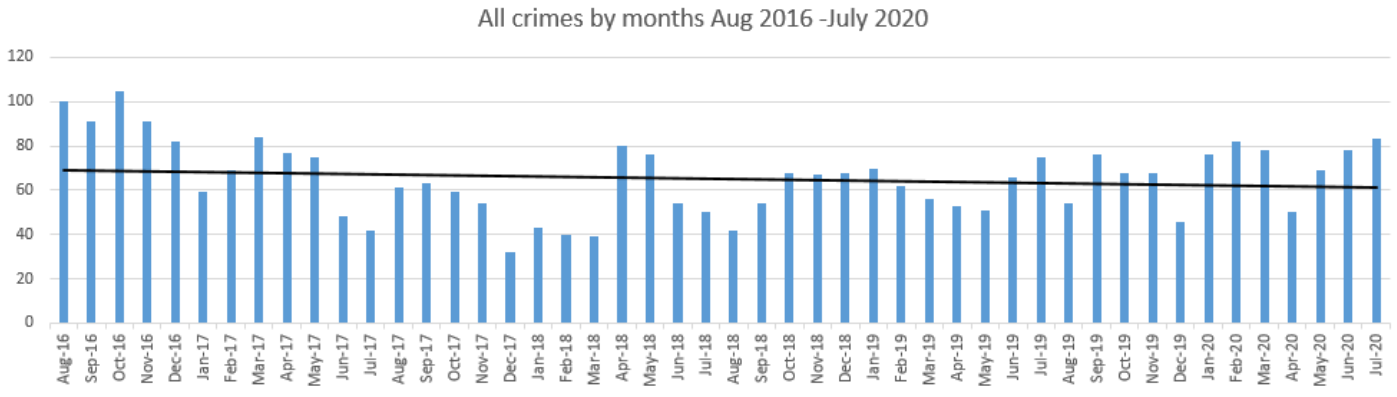


# PUBLIC SAFETY INCIDENT REPORT

## July 2020

*This report reflects incidents as reported by our team, reported by members of the public to our 24-hour control room or reported via the Obs WhatsApp groups. Thanks to Frank Schuitemaker and the WhatsApp group administrators for keeping us informed.*

**PLEASE CALL OUR CONTROL ROOM ON 021 447 1066 TO REPORT INCIDENTS**



The above graph reflects the total reported incidents per month since August 2016.

### SUMMARY:

Start Date: 01/07/2020 End Date: 31/07/2020

Total Incidents: 83

Categories	Incident Occurrences
<b>Crime</b>	
<b>Theft</b>	
Theft of Motor Vehicle	1
Theft out of Motor Vehicle	7
General Theft	15
Attempted Theft	3
Attempted Theft out of Motor Vehicle	5
Theft of cell phone/smart phone/tablet	1
Theft of car parts	13
Theft of Motor Cycle	2
<b>Robbery</b>	
Attempted Robbery	3
Armed Robbery	2
Robbery with weapon other than firearm	2
Malicious Damage to Property	13
Shoplifting	1
<b>Housebreaking</b>	
Housebreaking and theft	4
Housebreaking and theft business	1
Attempted housebreaking	2
Trespass	7
Fighting in Public	1

For the period 1-31 July 2020 there were 83 incidents reported compared to 78 incidents the previous month.

56% of incidents were theft related – recording 47 incidents, with almost 1/3 of these related to theft of car parts – there is a thriving market for second hand parts and it’s an easy way for people to earn some much needed cash.

Almost 2/3 of all theft incidents were vehicle related (28 incidents), of which 5 were attempts only, broken down as follows – theft of motor vehicle (1), theft out of motor vehicle (7), attempted theft out of motor vehicle

# PUBLIC SAFETY INCIDENT REPORT

July 2020

(5), theft of motor cycle (2) and theft of car parts (13) – 6 theft of car batteries, 3 theft of hubcaps, 2 theft of vehicle badges and 2 theft of wiper blades.

The second highest contributor to theft was general theft (15). In 8 of these incidents people jumped over the boundary fence and stole items from the property and 7 incidents where metal objects that were stolen from the property boundary walls.

Other theft related incidents that were reported was attempted theft (3) and theft of cell phone (1).

Robberies recorded (7) incidents, the same as June 2020.

Other reported crimes were malicious damage to property (13) – 12 car windows smashed but no entry was gained to the vehicle and 1 vehicle bonnet was damaged, housebreaking (4), attempted housebreaking (2), housebreaking business (1), trespassing (7) and fighting (1).

Pro-active engagement (e.g. reports of suspicious activity / persons / vehicles) from the community are slightly up compared to the previous month (20 reports as compared to 15 received by the Control Room during June 2020).

In 27 of these incidents the OBSID safety team had to inform the residents of the incidents.

**The OBSID public safety team deliver ongoing crime prevention actions - informing owners or residents of unlocked vehicles, open doors, and open garages or premises gates. OBSID's public safety team recorded 80 proactive incidents this month.**

- (19) OBS Orange – 17 the previous month
- (10) OBS Blue 3 – 07 the previous month
- (19) OBS Red 1 – 16 the previous month
- (07) OBS Blue 1 – 08 the previous month
- (06) OBS Blue 2 – 07 the previous month
- (14) OBS Red (2) – 07 the previous month
- (04) OBS Yellow – 03 the previous month and
- (01) OBS Green - The same as June 2020.

Public safety and SAPS deployment are dependent on incidents that have been reported. Community involvement in reporting both suspicious incidents as well as actual crimes are imperative as law enforcement alone cannot reduce crime without involving the communities for information.

OBSID public safety personnel **were involved in 8 arrests** during the month of July 2020.

- 01 July 2020 – Arnold Street: Trespass
- 02 July 2020 – Ossian Road: Possession of stolen goods
- 05 July 2020 – Campbell Street: Possession of stolen goods
- 06 July 2020 – Rochester Road: Possession of stolen goods
- 07 July 2020 – Oxford Road: Trespass
- 12 July 2020 – Lower Collingwood Road: Possession of stolen goods
- 16 July 2020 – Low Street: Theft of car parts
- 28 July 2020 – London Road: Trespass

# PUBLIC SAFETY INCIDENT REPORT

## July 2020

### TOTAL INCIDENTS BY CATEGORY AND MAP:

**OBSID AND ONW SECTORS:**



**INCIDENT MAP:**



### ACTIVE SECTORS:

- Vehicle related theft;

**Start Date: 01/07/2020 End Date: 31/07/2020**

**Total Incidents: 28**

Sites	Incident Occurrences
▼ Observatory CID	
▶ OBS Red 2	4
▶ OBS Red 1	8
▶ OBS Blue 1	1
▶ OBS Blue 2	3
▶ OBS Blue 3	2
▶ OBS Yellow	4
▶ OBS Orange	6

- Housebreaking;

**Start Date: 01/07/2020 End Date: 31/07/2020**

**Total Incidents: 7**

Sites	Incident Occurrences
▼ Observatory CID	
▶ OBS Red 1	2
▶ OBS Blue 3	1
▶ OBS Yellow	2
▶ OBS Orange	2

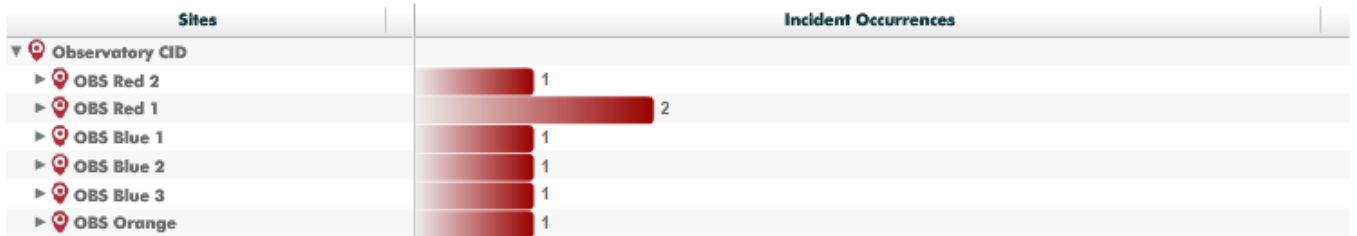
# PUBLIC SAFETY INCIDENT REPORT

## July 2020

- Robbery;

Start Date: 01/07/2020 End Date: 31/07/2020

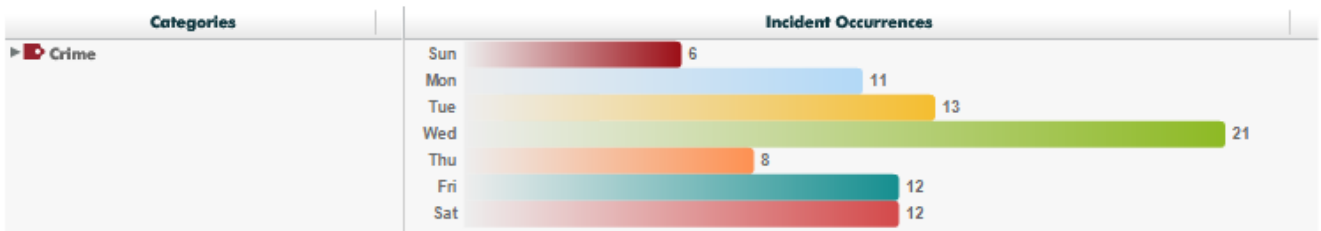
Total Incidents: 7



### INCIDENTS BY DAY:

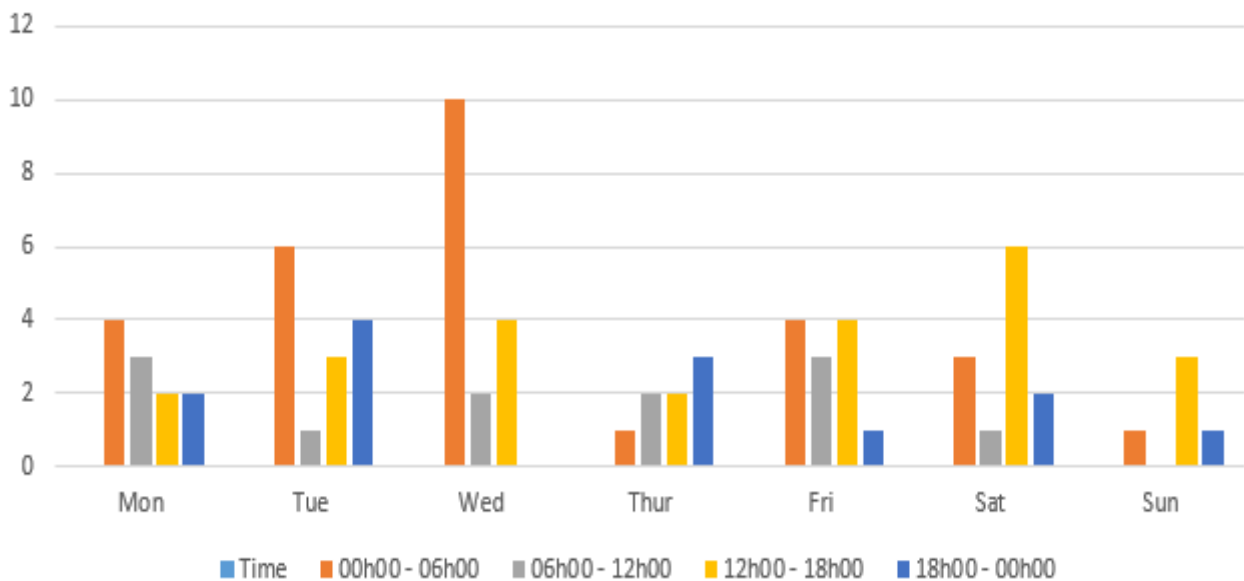
Start Date: 01/07/2020 End Date: 31/07/2020

Total Incidents: 83



### INCIDENTS BY TIMES OF DAY (AS REPORTED):

July 2020 -Incidents by time of day



# PUBLIC SAFETY INCIDENT REPORT

July 2020

## SUMMARY OF ACTIVE PERIODS FOR THE MONTH:

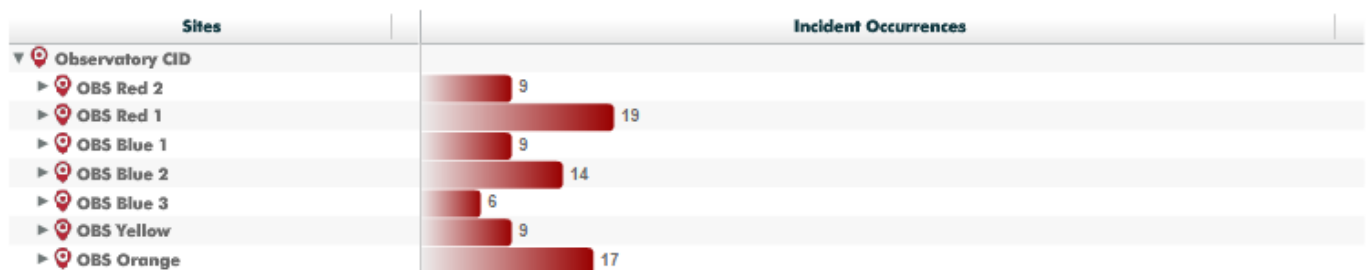
**Highest incident periods:** (30) incidents were reported as occurring over weekends (Fridays to Sundays), (53) incidents during week days.

The high number of late reports makes it difficult to accurately determine when incidents occurred – however it appears as if the majority of incidents are taking place during the day over weekends and early mornings to midday during the week.

## INCIDENTS BY SECTOR:

Start Date: 01/07/2020 End Date: 31/07/2020

Total Incidents: 83



## Sector analyses:

- **OBS Red 1, recorded 19 incidents:** (1) theft of motor vehicle, (2) general theft, (2) attempted theft, (attempted theft out of motor vehicle, (5) theft of car parts, (1) theft of motor cycle, (2) armed robberies, (1) malicious damage to property, (1) housebreaking and theft, (1) attempted housebreaking and (2) trespass.
- **OBS Red 2, recorded 9 incidents:** (2) theft out of motor vehicle, (1) general theft, (2) attempted theft out of motor vehicle, (1) robbery with weapon other than firearm, (2) malicious damage to property and (1) trespass.
- **Blue 1, recorded 9 incidents:** (1) general theft, (1) theft of car parts, (1) attempted robbery, (3) malicious damage to property, (1) shoplifting and (2) trespass.
- **Blue 2, recorded 14 incidents:** (1) theft out of motor vehicle, (2) general theft, (2) theft of car parts, (1) attempted robbery, (6) malicious damage to property, (1) trespass and (1) fighting in public.
- **Blue 3, recorded 6 incidents:** (1) theft of motor vehicle, (1) theft out of motor vehicle, (1) general theft, (1) theft of cell phone, (1) attempted robbery and (1) attempted housebreaking.
- **Orange recorded 17 incidents:** (7) general theft, (1) attempted theft, (2) attempted theft out of motor vehicle, (4) theft of car parts, (1) robbery with weapon other than firearm and (2) housebreaking and theft.
- **Yellow recorded 9 incidents:** (2) theft out of motor vehicle, (1) general theft, (1) theft of car parts, (1) theft of motor cycle, (1) malicious damage to property, (1) housebreaking and theft, (1) housebreaking and theft business and (1) trespass.
- **Green:** zero incidents occurred in this sector.

# PUBLIC SAFETY INCIDENT REPORT

## July 2020

### INCIDENTS BY STREET:

Start Date: 01/07/2020 End Date: 31/07/2020

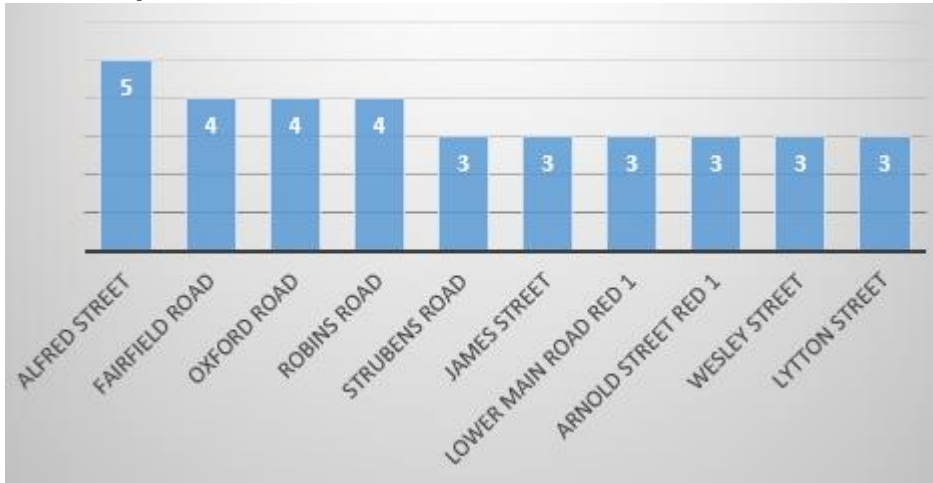
Total Incidents: 83

Sites	Incident Occurrences
▼ Observatory CID	
▼ OBS Red 2	
Arnold St - Red2	1
Lytton St	3
Milton Rd	2
Wesley St	3
▼ OBS Red 1	
Campbell St	1
Arnold St - Red1	3
Cook St	1
Donne St	2
Lower Main Rd - Red1	3
Polo Rd	2
Robins Rd	4
Rochester Rd	2
Bishop Road	1
▼ OBS Blue 1	
James St	3
Lower Main Rd - Blue1	2
Oxford Rd	4
▼ OBS Blue 2	
Diza Ave	1
Fairfield Rd	4
Nuttall Rd - Blue2	2
Trill Rd - Blue2	2
Herschel Rd	2
London Rd	1
Florence Ave - Blue2	1
Wensch Road - Blue 2	1
▼ OBS Blue 3	
Lower Main Rd - Blue3	1
Park Villa Rd	1
Clifton Terrace	2
Cranko Rd	1
Wensch Rd	1
▼ OBS Yellow	
Ansen St	1
Bedford St	2
Howe St	2
Nansen St	1
Nelson Rd	1
St Michaels Rd	1
Stanley Rd	1
▼ OBS Orange	
Willow Rd	1
Milner Rd	2
Low St	2
Burham Rd	2
Strubens Rd	3
Bellevilet Rd	1
Alfred St	6

# PUBLIC SAFETY INCIDENT REPORT

July 2020

## Top 10 streets per incidents



## OBSID RESPONSE TEAM DEPLOYMENT STRATEGY DURING THE MONTH

For the month of July, postings of foot patrollers were more concentrated on entry points to the OBSID area. Robins Road and corners of Lower Main and Rochester Road were covered by foot patrollers and the Main Road section was covered by more frequent vehicle patrols.

A foot patroller was posted to cover Ossian/Barrington and Station Road while Strubens Road and Milner Road was covered by a public safety response vehicle.

On the 27<sup>th</sup> of July 2020 OBSID deployed a third public safety response vehicle.

A significant decrease in reported incidents has been observed since the inclusion of the third public safety patrol vehicle, continuing thus far into August.