

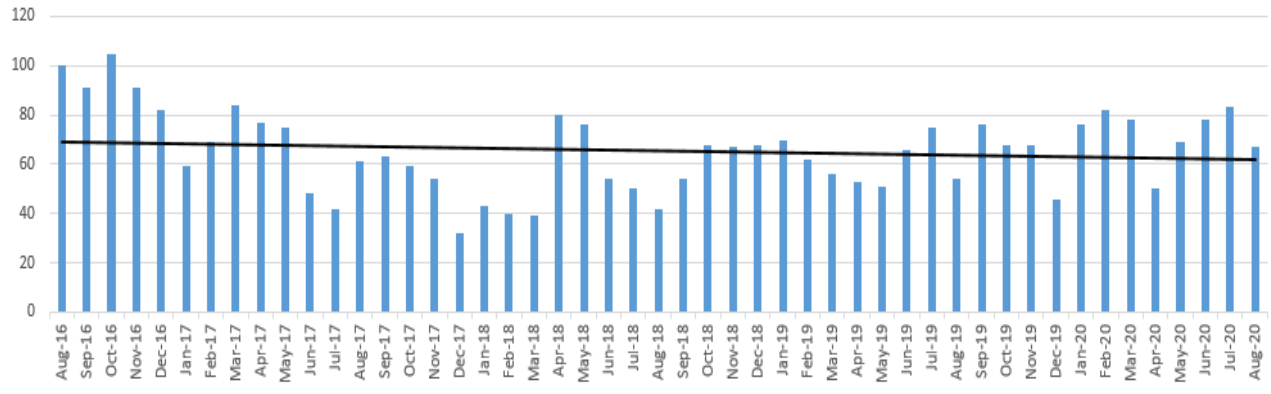
PUBLIC SAFETY INCIDENT REPORT

AUGUST 2020

This report reflects incidents as reported by our team, reported by members of the public to our 24-hour control room or reported via the Obs WhatsApp groups. Thanks to Frank Schuitemaker and the WhatsApp group administrators for keeping us informed.

PLEASE CALL OUR CONTROL ROOM ON 021 447 1066 TO REPORT INCIDENTS

All incidents by months Aug 2016 -August 2020



The above graph reflects the total reported incidents per month since August 2016.

We are pleased to note that whilst increases in crime incidents seem to be the norm in adjoining areas currently, Observatory has noted a decrease in the number of reported incidents this month – coinciding with the OBSID deployment of a third vehicle from the 27th July 2020.

August 2020 shows a significant reduction to the lowest reported level this year (excluding the first month of hard lockdown - level 5 – April 2020)..

SUMMARY:

Start Date: 01/08/2020 End Date: 31/08/2020		Total Incidents: 67
Categories	Incident Occurrences	
▼ Crime		
▼ Theft		
Theft of Motor Vehicle	4	
Theft out of Motor Vehicle	6	
General Theft	13	
Attempted Theft	1	
Attempted Theft out of Motor Vehicle	2	
Theft of cell phone/smart phone/tablet	1	
Theft of car parts	10	
Theft of Motor Cycle	2	
Theft of Bicycle	3	
Attempted theft of motor vehicle	2	
▼ Assault		
Common Assault	1	
▼ Robbery		
Robbery Common	4	
Attempted Robbery	2	
Armed Robbery	2	
Malicious Damage to Property	1	
Shoplifting	1	
▼ Housebreaking		
Housebreaking and theft	5	
Housebreaking and theft business	2	
Trespass	5	

PUBLIC SAFETY INCIDENT REPORT

AUGUST 2020

For the period 1-31 August 2020 there were 67 incidents reported compared to 83 incidents the previous month. The decrease of reported incidents may be attributed to the deployment of our third public safety vehicle, enabling more interruptive patrols in the different sectors.

Thefts recorded the highest number of incidents (44), 13 of these being opportunistic thefts where metal post box covers and door handles were stolen.

On the 20th of August 2020 L/Col. Van den Berg of SAPS visited the OBSID office for a crime brief. Information was shared between SAPS and the public safety officers resulting in a scrap metal dealer being identified as a business of interest to SAPS. On the 21st of August 2020 the public safety team arrested two suspects who were in possession of such items – probably as they could no longer get rid of the scrap metal. To date, no further incidents of this nature have been reported.

26 of the theft incidents were vehicle related, broken down as follows – theft of motor vehicle (4), theft out of motor vehicle (6), attempted theft out of motor vehicle (2), theft of motor cycle (2), theft of car parts (10) – 8 vehicle batteries, 1 set of hubcaps and 1 wiper blade and (2) attempted thefts of motor vehicles.

Other theft related incidents were (1) attempted theft, (3) theft of bicycles and (1) theft of cell phone.

Robberies recorded (8) incidents, 1 more than July 2020.

Other reported crimes were malicious damage to property (1), housebreaking (5), housebreaking business (2), trespassing (5), shoplifting (1) and assault common (1).

Pro-active engagement (e.g. reports of suspicious activity / persons / vehicles) from the community is down compared to the previous month (5 reports as compared to 20 received by the Control Room during July 2020).

An easy way to improve this would be for more people to download and use the Buzzer App. Buzzer links directly with the OBSID control room via the app (most of the ObsWatch groups aren't linked to our control room) as well as neighbours and people nearby – alerting everyone to your need for assistance or to the incident you are reporting.

The OBSID public safety team are having to inform owners or residents of unlocked vehicles, open doors, and open garages or premises gates. OBSID's public safety team recorded 112 proactive incidents this month compared to 80 proactive actions last month.

- (32) OBS Orange – against 19 the previous month
- (04) OBS Blue 3 – against 10 the previous month
- (19) OBS Red 1 – against 19 the previous month
- (07) OBS Blue 1 – against 07 the previous month
- (14) OBS Blue 2 – against 06 the previous month
- (16) OBS Red (2) – against 14 the previous month
- (06) OBS Yellow – against 04 the previous month and
- (14) OBS Green - against 01 the previous month.

Public safety and SAPS deployment are dependent on incidents that have been reported. Community involvement in reporting both suspicious incidents as well as actual crimes are imperative as law enforcement alone cannot reduce crime without involving the communities for information.

PUBLIC SAFETY INCIDENT REPORT

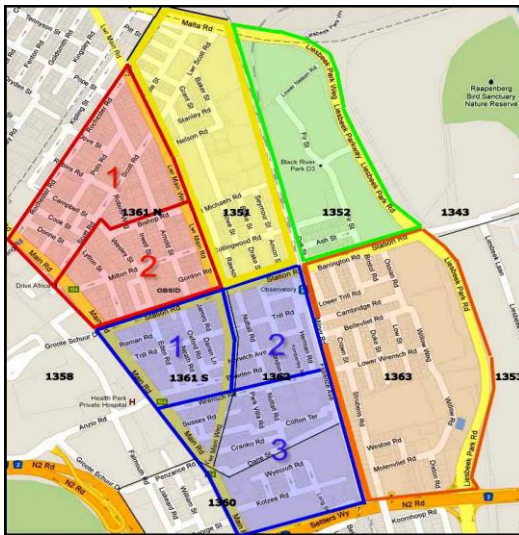
AUGUST 2020

Quick reporting to SAPS of incidents in progress by the public safety team resulting in **11 arrests** being made during the month:

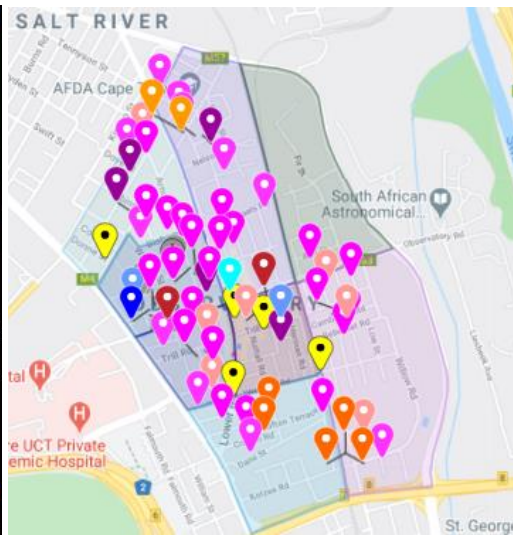
- 02 August 2020 – c/o Arnold and Polo Road, theft out of motor vehicle
- 04 August 2020 – Lower Main Road, robbery common
- 11 August 2020 – Polo Road, possession of presumably stolen goods
- 12 August 2020 – Cranko Road, possession of presumably stolen goods
- 13 August 2020 – Lower Main Road, theft
- 14 August 2020 – c/o Collingwood and Blake Street, theft
- 19 August 2020 – Lower Trill Road, trespass and theft
- 20 August 2020 – Lower Main Road, theft
- 21 August 2020 – Norfolk Road, theft
- 24 August 2020 – Dove Street, trespass and
- 28 August 2020 – c/o Milner and Bellevliet Road, theft

TOTAL INCIDENTS BY CATEGORY AND MAP:

OBSID AND ONW SECTORS:



INCIDENT MAP:



ACTIVE SECTORS:

- Vehicle related theft;

Start Date: 01/08/2020 End Date: 31/08/2020

Total Incidents: 24

Sites	Incident Occurrences
▼ Observatory CID	
▶ OBS Red 2	3
▶ OBS Red 1	4
▶ OBS Blue 1	4
▶ OBS Blue 2	1
▶ OBS Blue 3	2
▶ OBS Yellow	3
▶ OBS Green	1
▶ OBS Orange	6

- Housebreaking (note: 3 incidents in Orange sector all occurred on the same property);

PUBLIC SAFETY INCIDENT REPORT

AUGUST 2020

Start Date: 01/08/2020 End Date: 31/08/2020

Total Incidents: 7

Sites	Incident Occurrences
▼ Observatory CID	
▶ OBS Blue 3	2
▶ OBS Yellow	2
▶ OBS Orange	3

- Robbery;

Start Date: 01/08/2020 End Date: 31/08/2020

Total Incidents: 8

Sites	Incident Occurrences
▼ Observatory CID	
▶ OBS Red 2	2
▶ OBS Red 1	1
▶ OBS Blue 2	3
▶ OBS Blue 3	1
▶ OBS Orange	1

INCIDENTS BY DAY:

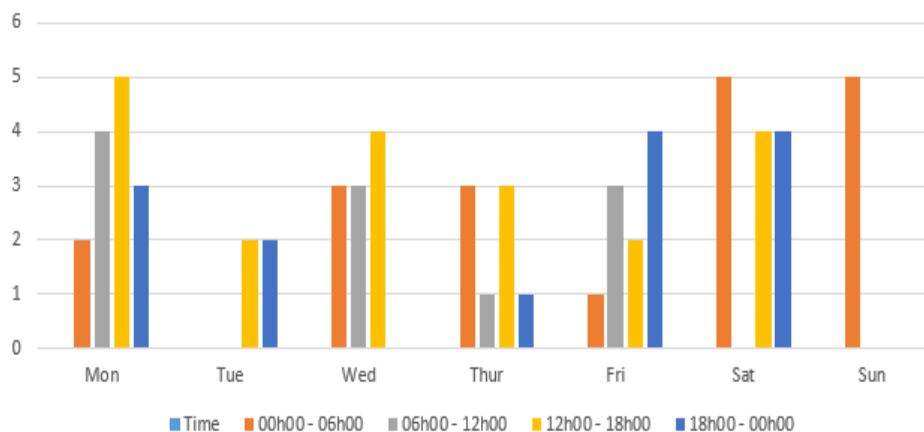
Start Date: 01/08/2020 End Date: 31/08/2020

Total Incidents: 67

Categories	Incident Occurrences
▶ Crime	
Sun	6
Mon	14
Tue	5
Wed	10
Thu	8
Fri	11
Sat	13

INCIDENTS BY TIMES OF DAY (AS REPORTED):

August 2020 -Incidents by time of day



PUBLIC SAFETY INCIDENT REPORT

AUGUST 2020

INCIDENTS BY SECTOR:

Start Date: 01/08/2020 End Date: 31/08/2020

Total Incidents: 67

Sites	Incident Occurrences
▼ Observatory CID	
▶ OBS Red 2	13
▶ OBS Red 1	9
▶ OBS Blue 1	6
▶ OBS Blue 2	7
▶ OBS Blue 3	8
▶ OBS Yellow	11
▶ OBS Green	1
▶ OBS Orange	12

Sector analyses:

- **OBS Red 1, recorded (9) incidents against 19 reported the previous month:** (1) theft of motor vehicle, (1) general theft, (1) attempted theft out of motor vehicle, (2) theft of car parts, (1) theft of bicycle, (1) attempted robbery, and (2) trespass.
- **OBS Red 2, recorded (13) incidents against 9 reported the previous month:** (1) theft of motor vehicle, (4) general thefts, (1) attempted theft, (1) theft of car parts, (1) theft of bicycle, (1) attempted theft of motor vehicle, (1) robbery common, (1) armed robbery, (1) malicious damage to property and (1) trespass.
- **Blue 1, recorded (6) incidents against 9 reported the previous month:** (2) theft out of motor vehicles, (2) general thefts, (1) attempted theft out of motor vehicle and (1) theft of car parts.
- **Blue 2, recorded (7) incidents against 14 reported the previous month:** (1) attempted theft of motor vehicle, (1) common assault, (2) common robberies, (1) armed robber, (1) shoplifting and (1) trespass.
- **Blue 3, recorded (8) incidents, against 6 reported the previous month:** (2) general thefts, (1) theft of cell phone, (2) theft of car parts, (1) robbery common and (2) housebreakings and theft.
- **Orange recorded (12) incidents against 17 reported the previous month:** (2) theft of motor vehicles, (3) theft out of motor vehicles, (2) general thefts, (1) theft of car parts, (1) attempted robber and (3) housebreakings (the same house broken into from the railway line side – homeowner needing to secure property).
- **Yellow recorded (11) incidents against 9 reported the previous month:** (2) general thefts, (3) theft of car parts, (2) theft of motor cycles, (1) theft of bicycle, (2) housebreakings business (same building) and 1 trespass.
- **Green recorded (1) incident up from last month:** (1) theft of motor vehicle.

PUBLIC SAFETY INCIDENT REPORT

AUGUST 2020

INCIDENTS BY STREET:

The incidents were scattered throughout the area. Streets that recorded more than one incident were not on the same day and occurred on separate days throughout the month. The visibility by the public safety officers is making it more difficult for perpetrators to commit offences hence the increase in opportunistic crimes and decrease in property related crimes.

Start Date: 01/08/2020 End Date: 31/08/2020

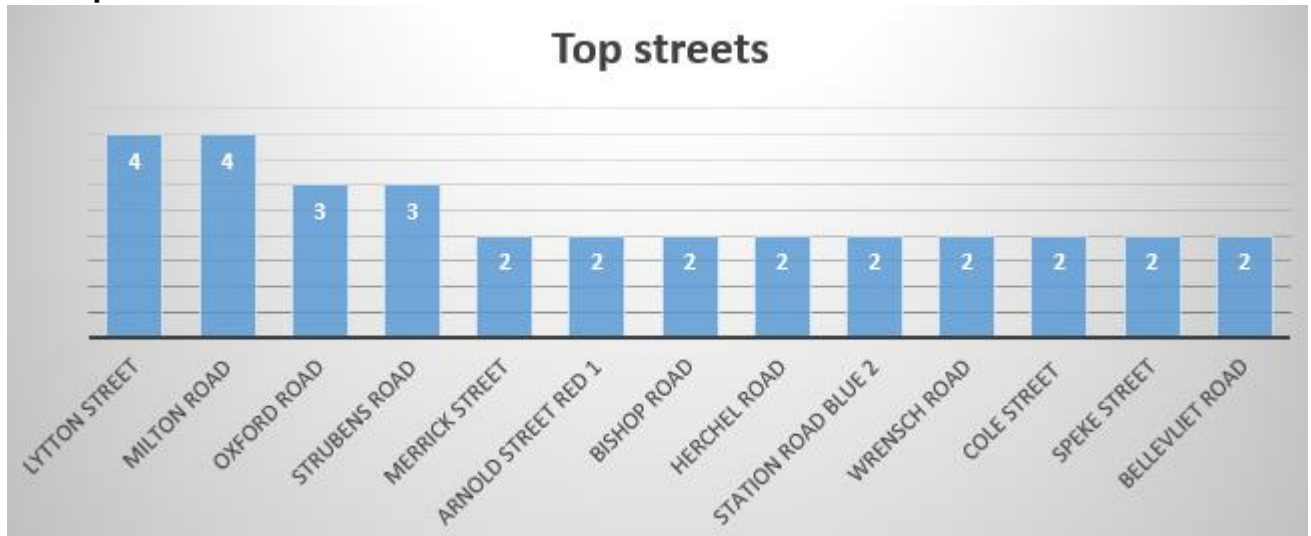
Total Incidents: 67

Sites	Incident Occurrences
▼ Observatory CID	
▼ OBS Red 2	
Arnold St - Red2	1
Gordon Rd	1
Irwell St	1
Lytham St	4
Merrick St	2
Milton Rd	4
▼ OBS Red 1	
Arnold St - Red1	2
Danna St	1
Pelo Rd	1
Robins Rd	1
Rochester Rd	1
Scott Rd	1
Bishop Road	2
▼ OBS Blue 1	
Rennet Rd	1
Trill Rd - Blue1	1
Bowden Rd - Blue1	1
Oxford Rd	3
▼ OBS Blue 2	
Trill Rd - Blue2	1
Herschel Rd	2
Marley Rd	1
Station Rd - Blue2	2
Lower Main Road - Blue2	1
▼ OBS Blue 3	
Lower Main Rd - Blue3	1
Clifton Terrace	1
Nuttall Rd - Blue3	1
Norfolk Rd	1
Florence Ave - Blue3	1
Wrench Rd	2
Dane Street	1
▼ OBS Yellow	
Bedford St	1
Cele St	2
Franklin St	1
Grant St	1
Howe St	1
Lower Rochester Rd	1
Seymour St	1
Spoke St	2
St Michaels Rd	1
▼ OBS Green	
Ash St	1
▼ OBS Orange	
Cambridge Rd	1
Bristol Rd	1
Milner Rd	1
Molehill Rd	1
Lower Trill Rd	1
Weston Rd	1
Perth Rd	1
Strubana Rd	3
Bellevue Rd	2

PUBLIC SAFETY INCIDENT REPORT

AUGUST 2020

Top streets per incidents



SUMMARY:

As mentioned in this report the OBSID public safety team are having to inform owners or residents of unlocked vehicles, open doors, and open garages or premises gates. OBSID's public safety team recorded 112 proactive incidents this month which relates to 112 potential victims of crime. Not only does this pose a risk for crime but easy targets can attract more perpetrators to the area.

Cooperation between SAPS and the public safety officers is continuously improving. The public safety supervisor reports on duty at the Woodstock police station at the beginning of every shift where incidents are discussed with the shift commander – providing real time information to SAPS as regards incident trends that might not have been reported to them by complainants.