PUBLIC SAFETY INCIDENT REPORT

OCTOBER 2020

This report reflects incidents as reported by our team, reported by members of the public to our 24-hour control room or reported via the Obs WhatsApp groups. Thanks to Frank Schuitemaker and the WhatsApp group administrators for keeping us informed.

PLEASE CALL OUR CONTROL ROOM ON 021 447 1066 TO REPORT INCIDENTS

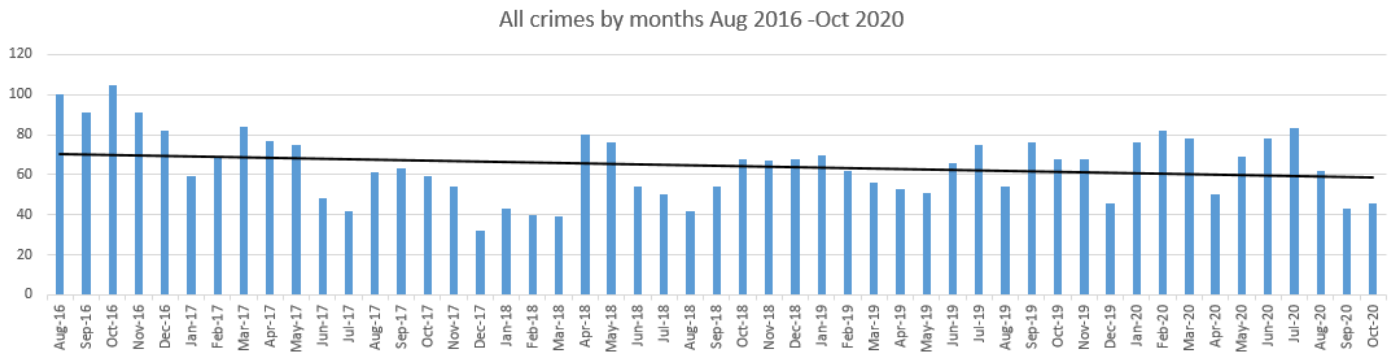

The above graph reflects the total reported incidents per month since August 2016.

SUMMARY:

Start Date: 01/10/2020 End Date: 31/10/2020

Total Incidents: 46

Categories	Incident Occurrences
Crime	
Theft	
Theft of Motor Vehicle	2
Theft out of Motor Vehicle	12
General Theft	9
Attempted Theft	1
Attempted Theft out of Motor Vehicle	1
Theft of car parts	2
Robbery	
Robbery Common	1
Attempted Robbery	2
Armed Robbery	2
Robbery with weapon other than firea	4
Malicious Damage to Property	3
Housebreaking	
Housebreaking and theft business	1
Attempted housebreaking	2
Trespass	4

For the period 1-31 October 2020 there were 46 incidents reported compared to 43 incidents the previous month.

Thefts recorded the highest number of incidents (27), 10 of these being opportunistic thefts where items were taken that was lying in the yard. 17 of the theft incidents were vehicle related, broken down as follows – theft of motor vehicle (2), theft out of motor vehicle (12), attempted theft out of motor vehicle (1), theft of car parts (2).

Robberies are on the increase and recorded (9) incidents, 3 more than September 2020.

Other reported crimes were malicious damage to property (3), housebreaking business (1), attempted housebreaking (2) and trespassing (4).

Pro-active engagement (e.g. reports of suspicious activity / persons / vehicles) from the community is up compared to the previous month (22 reports as compared to 13 received by the Control Room during September 2020).

Please consider downloading the Buzzer App. Buzzer links you directly with the OBSID control room via the app (remember that most of the ObsWatch groups aren't linked to our control room) as well as neighbours and people nearby – alerting everyone to your need for assistance or to the incident you are reporting. Once an incident end, the report is closed, so it'll help stop duplicate reporting and the spread of misinformation. Buzzer is focussed on incidents and request for assistance – leaving the street WhatsApp groups to be used for conversations.

The OBSID public safety team are having to inform owners or residents of unlocked vehicles, open doors, and open garages or premises gates. OBSID's public safety team recorded 100 proactive incidents this month compared to 86 proactive actions last month.

- (28) OBS Orange – 25 the previous month
- (09) OBS Blue 3 – 08 the previous month
- (16) OBS Red 1 – 15 the previous month
- (08) OBS Blue 1 – 09 the previous month
- (15) OBS Blue 2 – 09 the previous month
- (11) OBS Red 2 – 09 the previous month
- (11) OBS Yellow – 07 the previous month and
- (02) OBS Green - 04 the previous month.

Public safety and SAPS deployment are dependent on incidents that have been reported. Community involvement in reporting both suspicious incidents as well as actual crimes are imperative as law enforcement alone cannot reduce crime without involving the communities for information.

OBSID public safety personnel **supported SAPS in 8 arrests** during the month of October 2020 **compared to 10 arrests last month.**

- 06 October 2020 – Cole Street, possession of stolen goods
- 09 October 2020 – Corner Bowden and Main Road, robbery common
- 11 October 2020 – Rochester Road, possession of stolen goods
- 13 October 2020 – Rochester Road, possession of stolen goods
- 13 October 2020 – Wrensch Road, theft
- 14 October 2020 – Milner Road, trespass (LPR hit)
- 21 October 2020 – Arnold Street, attempted robbery
- 24 October 2020 – Perth Road, theft out of motor vehicle

PUBLIC SAFETY INCIDENT REPORT

OCTOBER 2020

TOTAL INCIDENTS BY CATEGORY AND MAP:

OBSID AND ONW SECTORS:

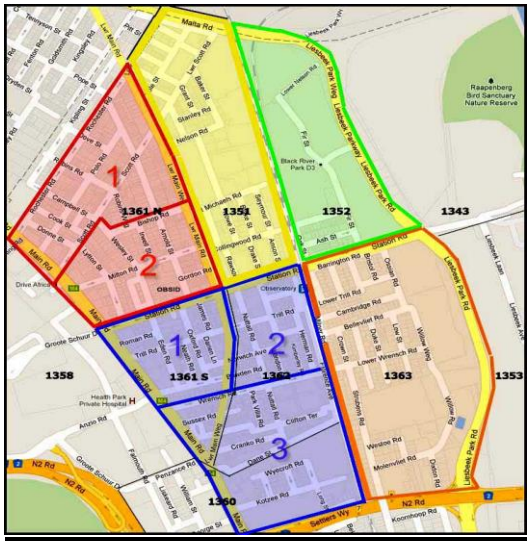

INCIDENT MAP:

ACTIVE SECTORS:

- Vehicle related theft;

Start Date: 01/10/2020 End Date: 31/10/2020

Total Incidents: 17

Sites	Incident Occurrences
Observatory CID	
OBS Red 2	4
OBS Red 1	3
OBS Blue 1	4
OBS Blue 2	2
OBS Blue 3	1
OBS Yellow	1
OBS Orange	2

- Housebreaking;

Start Date: 01/10/2020 End Date: 31/10/2020

Total Incidents: 3

Sites	Incident Occurrences
Observatory CID	
OBS Red 1	1
OBS Blue 3	1
OBS Orange	1

PUBLIC SAFETY INCIDENT REPORT

OCTOBER 2020

- Robbery;



INCIDENTS BY DAY:

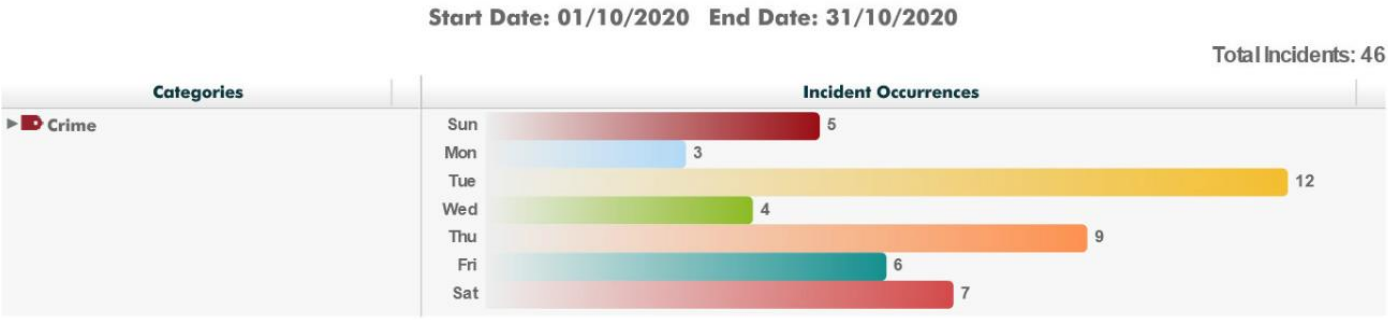

INCIDENTS BY TIMES OF DAY (AS REPORTED):

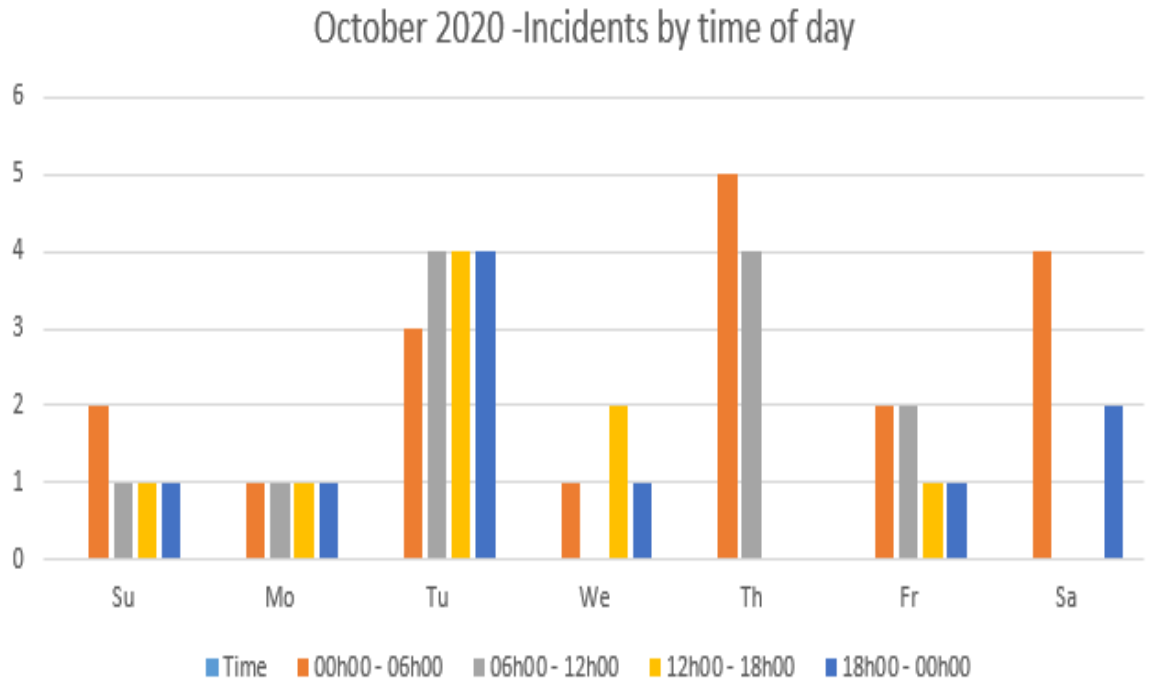

PUBLIC SAFETY INCIDENT REPORT

OCTOBER 2020

SUMMARY OF ACTIVE PERIODS FOR THE MONTH:

Highest incident periods: (28) incidents were reported as occurring during the week (Monday to Thursday) and (18) incidents over the weekend (Friday to Sunday).

The high number of late reports makes it difficult to accurately determine when incidents occurred – however it appears as if the majority of incidents are taking place between 00h00 and 06h00.

INCIDENTS BY SECTOR:

Start Date: 01/10/2020 End Date: 31/10/2020

Total Incidents: 46

Sites	Incident Occurrences
Observatory CID	
OBS Red 2	7
OBS Red 1	10
OBS Blue 1	9
OBS Blue 2	5
OBS Blue 3	3
OBS Yellow	6
OBS Orange	6

Sector analyses:

- **OBS Red 1, recorded 10 incidents (7) reported the previous month:**

Start Date: 01/10/2020 End Date: 31/10/2020

Total Incidents: 10

Categories	Incident Occurrences
Crime	
Theft	
Theft out of Motor Vehicle	1
General Theft	2
Theft of car parts	2
Robbery	
Armed Robbery	1
Robbery with weapon other than firea	1
Housebreaking	
Attempted housebreaking	1
Trespass	2

- **OBS Red 2, recorded 7 incidents (7) reported the previous month:**

Start Date: 01/10/2020 End Date: 31/10/2020

Total Incidents: 7

Categories	Incident Occurrences
Crime	
Theft	
Theft out of Motor Vehicle	4
General Theft	2
Robbery	
Attempted Robbery	1

PUBLIC SAFETY INCIDENT REPORT

OCTOBER 2020

- **Blue 1, recorded 9 incidents (7) reported the previous month**:

Start Date: 01/10/2020 End Date: 31/10/2020

Total Incidents: 9

Categories	Incident Occurrences
Crime	
Theft	
Theft of Motor Vehicle	1
Theft out of Motor Vehicle	2
General Theft	2
Attempted Theft out of Motor Vehicle	1
Robbery	
Robbery Common	1
Robbery with weapon other than firea	1
Malicious Damage to Property	1

- **Blue 2, recorded 5 incidents (6) reported the previous month:**

Start Date: 01/10/2020 End Date: 31/10/2020

Total Incidents: 5

Categories	Incident Occurrences
Crime	
Theft	
Theft of Motor Vehicle	1
Theft out of Motor Vehicle	1
Attempted Theft	1
Robbery	
Robbery with weapon other than firea	2

- **Blue 3, recorded 3 incidents (4) reported the previous month:**

Start Date: 01/10/2020 End Date: 31/10/2020

Total Incidents: 3

Categories	Incident Occurrences
Crime	
Theft	
Theft out of Motor Vehicle	1
Housebreaking	
Housebreaking and theft business	1
Trespass	1

- **Orange recorded 6 incidents (7) reported the previous month:**

Start Date: 01/10/2020 End Date: 31/10/2020

Total Incidents: 6

Categories	Incident Occurrences
Crime	
Theft	
Theft out of Motor Vehicle	2
Robbery	
Attempted Robbery	1
Malicious Damage to Property	1
Housebreaking	
Attempted housebreaking	1
Trespass	1

PUBLIC SAFETY INCIDENT REPORT

OCTOBER 2020

- **Yellow recorded 6 incidents (5) reported the previous month**:

Start Date: 01/10/2020 End Date: 31/10/2020

Total Incidents: 6

Categories	Incident Occurrences
Crime	
Theft	
Theft out of Motor Vehicle	1
General Theft	3
Robbery	
Armed Robbery	1
Malicious Damage to Property	1

.

- **Green recorded 0 incident (0) reported the previous month:** zero incident reported in this sector.

INCIDENTS BY STREET:

The incidents were scattered throughout the area. Streets that recorded more than one incident were not on the same day and occurred on separate days throughout the month. The visibility by the public safety officers is making it more difficult for perpetrators to commit offences hence the increase in opportunistic crimes and decrease in property related crimes.

Start Date: 01/10/2020 End Date: 31/10/2020

Total Incidents: 46

Sites	Incident Occurrences
Observatory CID	
OBS Red 2	
Arnold St - Red2	3
Lower Main Rd - Red2	1
Lytton St	1
Wesley St	2
OBS Red 1	
Campbell St	1
Cook St	1
Lower Main Rd - Red1	1
Pole Rd	3
Robins Rd	2
Rochester Rd	1
Bishop Road	1
OBS Blue 1	
Trill Rd - Blue1	1
Station Rd - Blue1	1
Bowden Rd - Blue1	3
Lower Main Rd - Blue1	2
Oxford Rd	1
Wrensch Road - Blue 1	1
OBS Blue 2	
Trill Rd - Blue2	1
London Rd	1
Florence Ave - Blue2	1
Station Rd - Blue2	1
Lower Main Road - Blue2	1
OBS Blue 3	
Lower Main Rd - Blue3	1
Park Villa Rd	1
Norfolk Rd	1
OBS Yellow	
Baker St	2
Bedford St	1
Lower Scott Rd	1
St Michaels Rd	1
Stanley Rd	1
OBS Orange	
Bristol Rd	1
Milner Rd	1
Duke St	1
Westoe Rd	1
Perth Rd	1
Strubens Rd	1

PUBLIC SAFETY INCIDENT REPORT

OCTOBER 2020

Top streets by number of incidents:

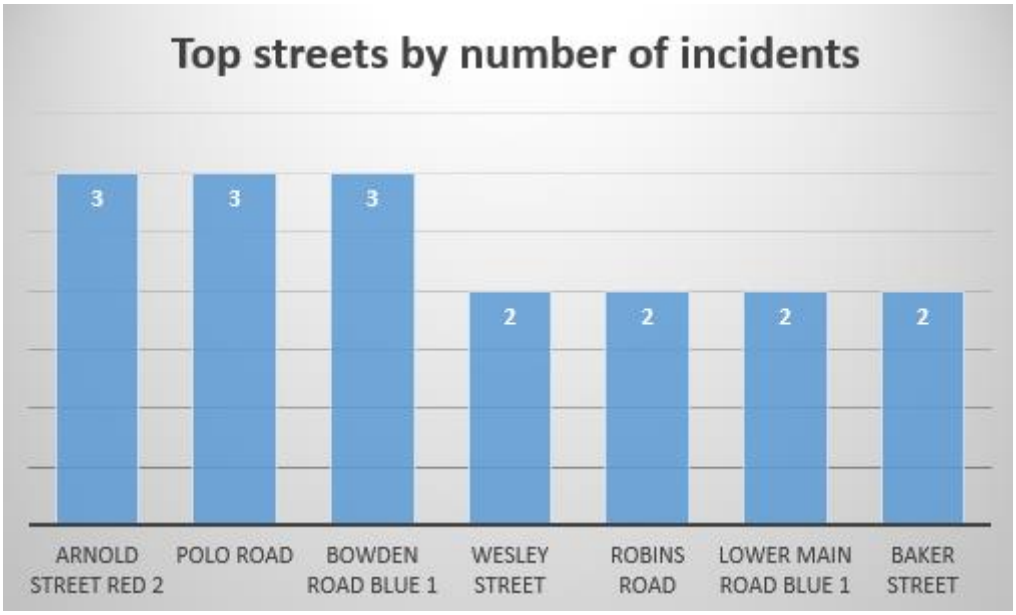

OBSID RESPONSE TEAM DEPLOYMENT STRATEGY DURING THE MONTH:

As mentioned in this report the OBSID public safety team continue with proactive actions - having to inform owners or residents of unlocked vehicles, open doors, and open garages or premises gates. OBSID's public safety team recorded 100 proactive incidents this month which could be considered as 100 potential victims of crime. Remember, easy targets can attract more perpetrators to the area.

A combination of the increase in visibility in the sectors by the public safety officers, the continued proactive actions by the public safety officers and visibility in areas where vehicles identified by the licence plate recognition system (LPR) have been located have forced perpetrators to take more risks. The efforts of our team have assisted SAPS in making arrests.