

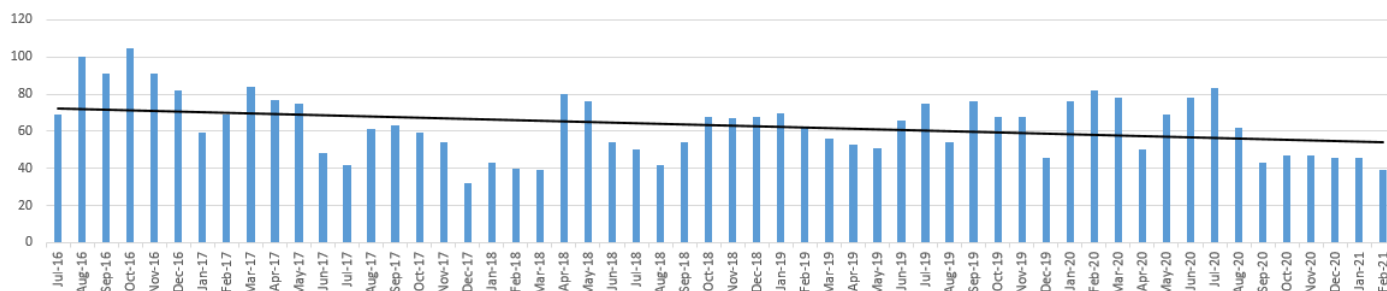
PUBLIC SAFETY INCIDENT REPORT

FEBRUARY 2021

This report reflects incidents as reported by our team, reported by members of the public to our 24-hour control room or reported via the Obs WhatsApp groups.

PLEASE CALL OUR CONTROL ROOM ON 021 447 1066 OR WHATSAPP US ON 074 636 3353 TO REPORT INCIDENTS

All crimes by months Aug 2016 -Feb 2021



The above graph reflects the total reported incidents per month since August 2016. The period of September 2020 to February 2021 showed the lowest six month totals for reported incidents since this report began.

SUMMARY:

Start Date: 01/02/2021 End Date: 28/02/2021

Total Incidents: 39

Categories	Incident Occurrences
▼ Crime	
▼ Theft	
Theft of Motor Vehicle	2
Theft out of Motor Vehicle	1
General Theft	8
Attempted Theft	3
Attempted Theft out of Motor Vehicle	2
Theft of cell phone/smart phone/tablet	2
Theft of car parts	2
▼ Assault	
Common Assault	2
Assault GBH	1
▼ Robbery	
Robbery Common	1
Robbery with weapon other than firearm	1
Malicious Damage to Property	3
Shoplifting	2
▼ Housebreaking	
Housebreaking and theft	6
Trespass	3

For the period 1-28 February 2021 there were 39 incidents reported, 4 incidents less than reported during January 2021.

Thefts recorded the highest number of incidents (20) broken down as follows – theft of motor vehicle (2), theft out of motor vehicle (1), attempted theft out of motor vehicle (2), theft of car parts (2), general theft (8), attempted theft (3), and theft of cell phone (2).

Robberies recorded (2) incidents, the same as reported in January 2021.

PUBLIC SAFETY INCIDENT REPORT

FEBRUARY 2021

Other reported crimes were housebreaking and theft (6), assault (3), malicious damage to property (3), shoplifting (2), and trespass (3).

Pro-active engagement (e.g. reports of suspicious activity / persons / vehicles) from the community is down compared to the previous month (11 reports as compared to 19 received by the Control Room during January 2021).

The OBSID public safety team are having to inform owners or residents of unlocked vehicles, open doors, and open garages or premises gates. OBSID's public safety team recorded 141 proactive incidents this month compared to 132 proactive actions last month.

- (31) OBS Orange – 39 the previous month
- (15) OBS Blue 3 – 10 the previous month
- (35) OBS Red 1 – 17 the previous month
- (09) OBS Blue 1 – 13 the previous month
- (19) OBS Blue 2 – 06 the previous month
- (09) OBS Red 2 – 20 the previous month
- (20) OBS Yellow – 23 the previous month and
- (03) OBS Green – 04 the previous month.

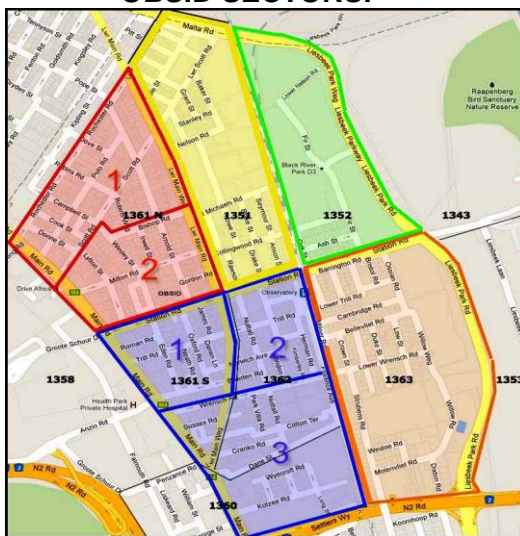
Public safety and SAPS deployment are dependent on incidents that have been reported. Community involvement in reporting both suspicious incidents as well as actual crimes are imperative as law enforcement alone cannot reduce crime without involving the communities for information.

OBSID public safety personnel **supported SAPS in 4 arrests** during the month of February 2021.

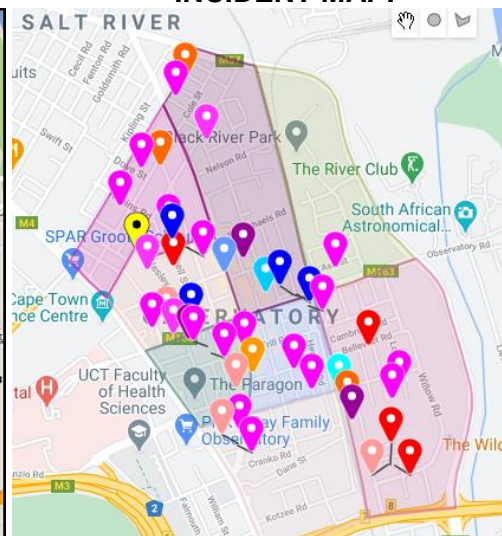
- 03 February 2021 – Lower Scott Road, possession of drugs
- 12 February 2021 – Lynton Road, robbery with weapon other than a firearm
- 21 February 2021 – Cook Street, assault
- 27 February 2021 – Lower Scott Road, trespassing

TOTAL INCIDENTS BY CATEGORY AND MAP:

OBSID SECTORS:



INCIDENT MAP:



PUBLIC SAFETY INCIDENT REPORT


FEBRUARY 2021

ACTIVE SECTORS:

- Vehicle related theft;

Start Date: 01/02/2021 End Date: 28/02/2021

Total Incidents: 6



- Housebreaking;

Start Date: 01/02/2021 End Date: 28/02/2021


Total Incidents: 6



- Robbery;

Start Date: 01/02/2021 End Date: 28/02/2021

Total Incidents: 2



INCIDENTS BY DAY:

Start Date: 01/02/2021 End Date: 28/02/2021

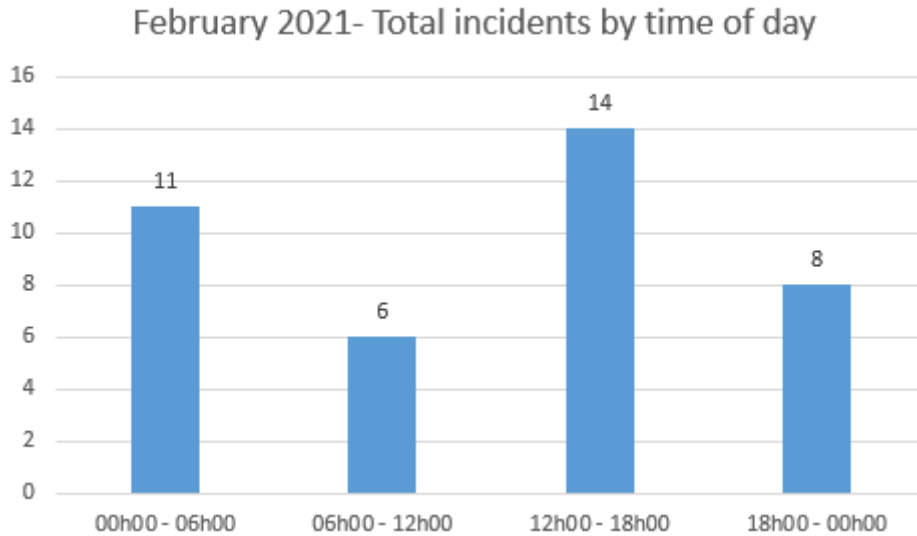
Total Incidents: 39



PUBLIC SAFETY INCIDENT REPORT

FEBRUARY 2021

INCIDENTS BY TIMES OF DAY (AS REPORTED):



SUMMARY OF ACTIVE PERIODS FOR THE MONTH:

Highest incident periods: our problematic days were Thursday, Friday and Saturday when 28 of the 39 incidents occurred. There were no incidents reported on Tuesdays (traditionally a day when incidents are noted) for the month of February 2021.

The high number of late reports makes it difficult to accurately determine when incidents occurred – however it appears as if the majority of incidents are taking place between 12h00-18h00.

INCIDENTS BY SECTOR:

Start Date: 01/02/2021 End Date: 28/02/2021

Total Incidents: 39

Sites	Incident Occurrences
▼ Observatory CID	
▶ OBS Red 2	8
▶ OBS Red 1	8
▶ OBS Blue 1	5
▶ OBS Blue 2	4
▶ OBS Blue 3	1
▶ OBS Yellow	8
▶ OBS Orange	5

PUBLIC SAFETY INCIDENT REPORT

FEBRUARY 2021

Sector analyses:

- **OBS Red 1, recorded 8 incidents (4) reported the previous month:**

Start Date: 01/02/2021 End Date: 28/02/2021

Total Incidents: 8

Categories	Incident Occurrences
▼ Crime	
▼ Theft	
Theft of Motor Vehicle	1
Attempted Theft	1
▼ Assault	
Common Assault	1
Assault GBH	1
Malicious Damage to Property	1
▼ Housebreaking	
Housebreaking and theft	1
Trespass	2

- **OBS Red 2, recorded 7 incidents (10) reported the previous month:**

Start Date: 01/02/2021 End Date: 28/02/2021

Total Incidents: 7

Categories	Incident Occurrences
▼ Crime	
▼ Theft	
Theft of Motor Vehicle	1
General Theft	2
Attempted Theft out of Motor Vehicle	1
Theft of cell phone/smart phone/tablet	1
▼ Robbery	
Robbery Common	1
Malicious Damage to Property	1

- **Blue 1, recorded 5 incidents (5) reported the previous month:**

Start Date: 01/02/2021 End Date: 28/02/2021

Total Incidents: 5

Categories	Incident Occurrences
▼ Crime	
▼ Theft	
General Theft	2
Attempted Theft	1
Shoplifting	1
▼ Housebreaking	
Housebreaking and theft	1

PUBLIC SAFETY INCIDENT REPORT

FEBRUARY 2021

- Blue 2, recorded 4 incidents (5) reported the previous month:

Start Date: 01/02/2021 End Date: 28/02/2021

Total Incidents: 4

Categories	Incident Occurrences
▼ Crime	
▼ Theft	
General Theft	1
▼ Assault	
Common Assault	1
Malicious Damage to Property	1
Shoplifting	1

- Blue 3, recorded 1 incident (4) reported the previous month:

Start Date: 01/02/2021 End Date: 28/02/2021

Total Incidents: 1

Categories	Incident Occurrences
▼ Crime	
▼ Theft	
Theft of cell phone/smart phone/tablet	1

- Orange recorded 5 incidents (3) reported the previous month:

Start Date: 01/02/2021 End Date: 28/02/2021

Total Incidents: 5

Categories	Incident Occurrences
▼ Crime	
▼ Theft	
General Theft	1
Attempted Theft out of Motor Vehicle	1
▼ Robbery	
Robbery with weapon other than firearm	1
▼ Housebreaking	
Housebreaking and theft	2

- Yellow recorded 8 incidents (6) reported the previous month:

Start Date: 01/02/2021 End Date: 28/02/2021

Total Incidents: 8

Categories	Incident Occurrences
▼ Crime	
▼ Theft	
General Theft	2
Attempted Theft	1
Theft of car parts	2
▼ Housebreaking	
Housebreaking and theft	2
Trespass	1

- Green recorded 0 incident (1) reported the previous month:

PUBLIC SAFETY INCIDENT REPORT

FEBRUARY 2021

INCIDENTS BY STREET:

The incidents were scattered throughout the area. Streets that recorded more than one incident were not on the same day and occurred on separate days throughout the month. The visibility by the public safety officers is making it more difficult for perpetrators to commit offences hence the increase in opportunistic crimes and decrease in property related crimes.

Start Date: 01/02/2021 End Date: 28/02/2021

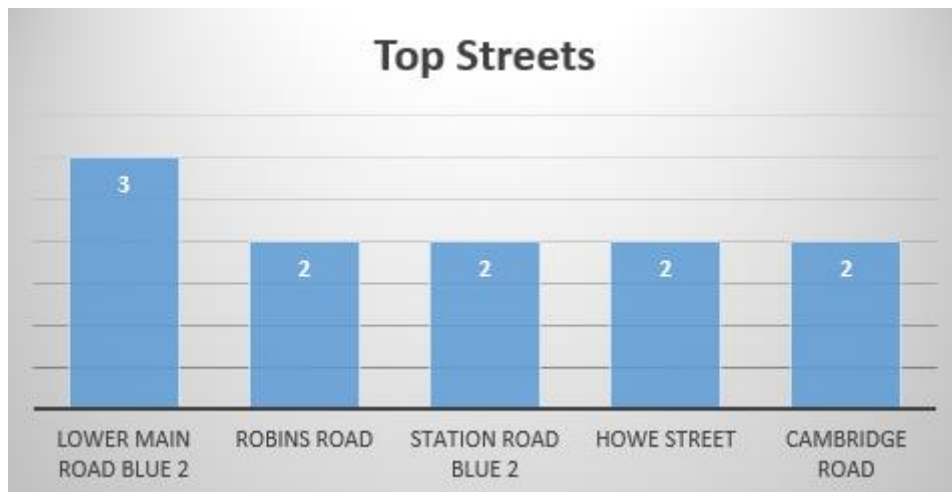
Total Incidents: 39

Sites	Incident Occurrences
▼ Observatory CID	
▼ OBS Red 2	
Arnold St - Red2	1
Bishop Rd	1
Lower Main Rd - Red2	3
Merrick St	1
Milton Rd	1
Station Road - Red 2	1
▼ OBS Red 1	
Arnold St - Red1	1
Dorne St	1
Grove Rd	1
Lower Main Rd - Red1	1
Robins Rd	2
Rochester Rd	1
Bishop Road	1
▼ OBS Blue 1	
Station Rd - Blue1	1
James St	1
Bowden Rd - Blue1	1
Lower Main Rd - Blue1	1
Oxford Rd	1
▼ OBS Blue 2	
Florence Ave - Blue2	1
Station Rd - Blue2	2
Lower Main Road - Blue2	1
▼ OBS Blue 3	
Cranks Rd	1
▼ OBS Yellow	
Anson St	1
Cole St	1
Grant St	1
Howe St	2
Lower Scott Rd	1
Nelson Rd	1
Speke St	1
▼ OBS Orange	
Cambridge Rd	2
Muir Rd	1
Lymon Rd	1
Low St	1

PUBLIC SAFETY INCIDENT REPORT

FEBRUARY 2021

Top streets by number of incidents:



OBSID RESPONSE TEAM DEPLOYMENT STRATEGY DURING THE MONTH:

Tuesdays are one of the residential area refuse collection days and have historically had higher than average numbers of reported incidents. The foot traffic in these areas increases as people move through the area looking to “bin scratch” and this often results in an increase in opportunistic crime. During 2019 (67) incidents were reported as occurring on a Tuesday and during 2020 (110) incidents were reported to have occurred on a Tuesday.

Through community awareness and constant reporting of unusual activity or foot traffic by the community, constant patrols and proactive actions taken by the public safety officers, February 2021 was the first month that OBSID received zero incidents on a Tuesday for the period 2019 to date.

This is a great indicator that community awareness as well as community engagement with the OBSID public safety officers by reporting unusual activity have resulted in the decline of incidents occurring in the OBSID precinct.