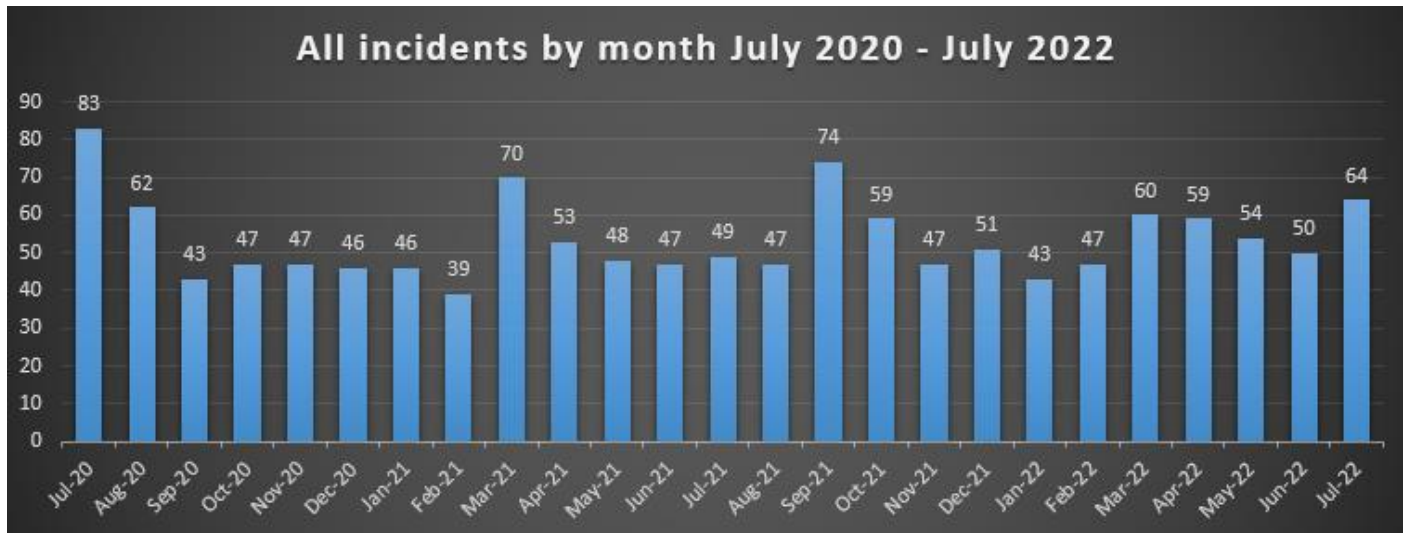


# PUBLIC SAFETY INCIDENT REPORT

## JULY 2022

*This report reflects incidents as reported by our team, reported by members of the public to our 24-hour control room or reported via the Obs WhatsApp groups.*

**PLEASE CALL OUR CONTROL ROOM ON 021 447 1066 OR WHATSAPP US ON 074 636 3353 TO REPORT INCIDENTS**



The above graph reflects the total reported incidents per month since July 2020.

For the period, 1-31 July 2022 there were 64 incidents reported.

### SUMMARY:

**Start Date: 01/07/2022 End Date: 31/07/2022**

**Total Incidents: 64**

| Categories                             | Incident Occurrences |
|--|----------------------|
| ▼ Crime                                |                      |
| ▼ Theft                                |                      |
| Theft of Motor Vehicle                 | 4                    |
| Theft out of Motor Vehicle             | 11                   |
| General Theft                          | 17                   |
| Attempted Theft out of Motor Vehicle   | 2                    |
| Theft from Motor Vehicle / Car parts   | 11                   |
| Theft of Motor Cycle                   | 2                    |
| Attempted theft of motor vehicle       | 2                    |
| ▼ Robbery                              |                      |
| Robbery Common                         | 3                    |
| Attempted Robbery                      | 1                    |
| Armed Robbery                          | 2                    |
| Robbery with weapon other than firearm | 1                    |
| Bussiness Robbery                      | 2                    |
| ▼ Housebreaking                        |                      |
| Housebreaking and theft                | 4                    |
| Attempted housebreaking                | 1                    |
| Trespass                               | 1                    |

# PUBLIC SAFETY INCIDENT REPORT

JULY 2022

Thefts recorded the highest number of incidents (49) broken down as follows –theft of motor vehicle (4), theft out of motor vehicle (11), general theft (17), attempted theft of motor vehicle (2), attempted theft out of motor vehicle (2), theft of car parts (11) and theft of motor cycle (2).

Other reported crimes were robberies / muggings (9), burglary (5), and trespass (1).

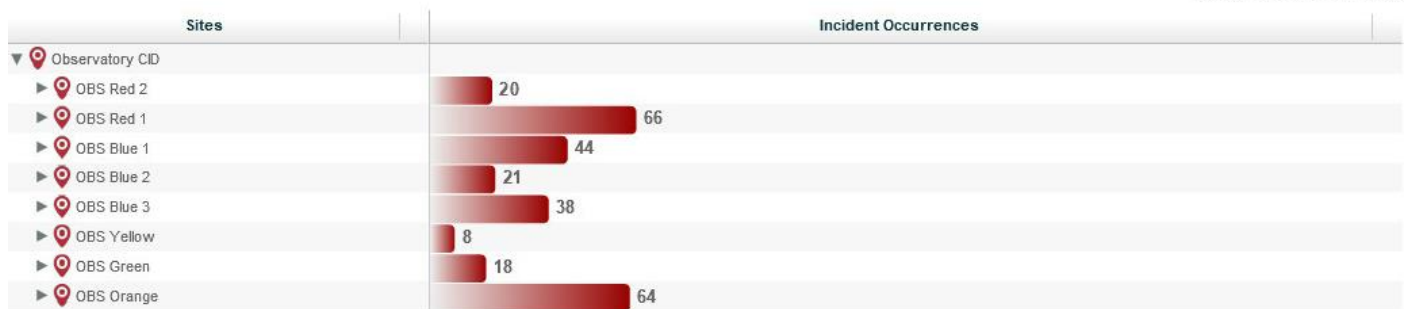
**Proactive engagement (e.g. reports of suspicious activity / persons / vehicles) from the community is up compared to the previous month (32 reports, 3 more as received by the Control Room during June 2022).**

**The OBSID public safety team are having to inform owners or residents of unlocked vehicles, open doors, and open garages or premises gates. OBSID's public safety team recorded 279 proactive incidents this month.**

## PROACTIVE BY SITE:

Start Date: 01/07/2022 End Date: 31/07/2022

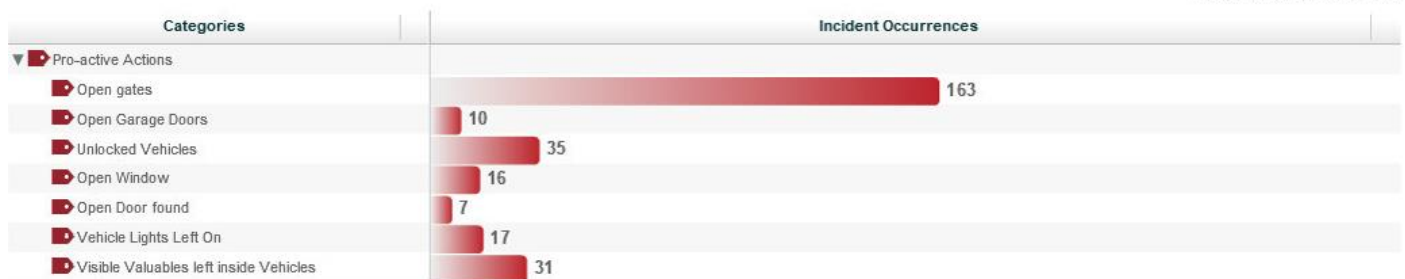
Total Incidents: 279



## BY CATEGORIES:

Start Date: 01/07/2022 End Date: 31/07/2022

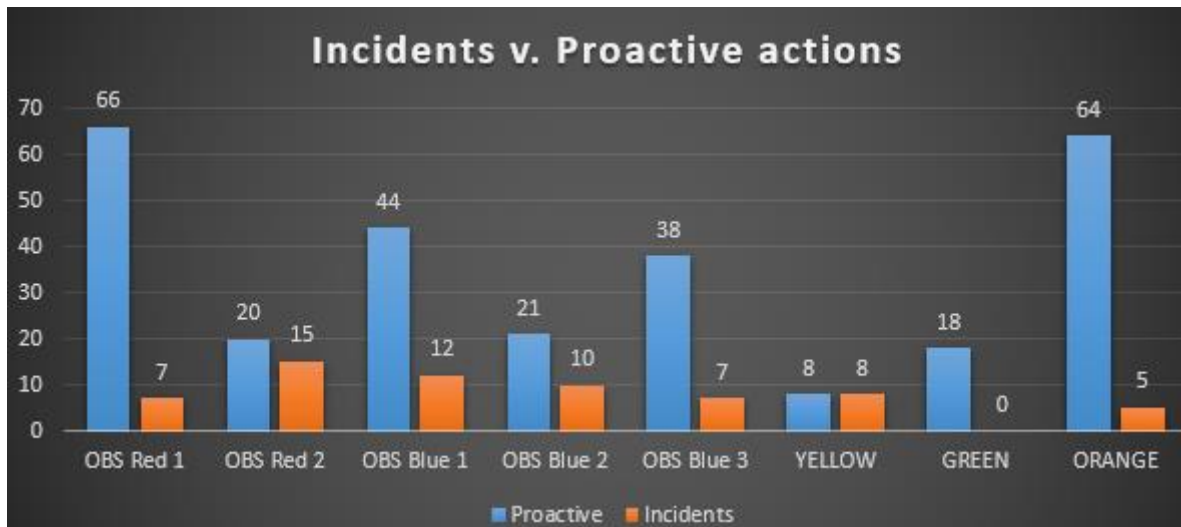
Total Incidents: 279



# PUBLIC SAFETY INCIDENT REPORT

JULY 2022

## INCIDENTS V. PROACTIVE ACTIONS BY THE PUBLIC SAFETY OFFICERS:

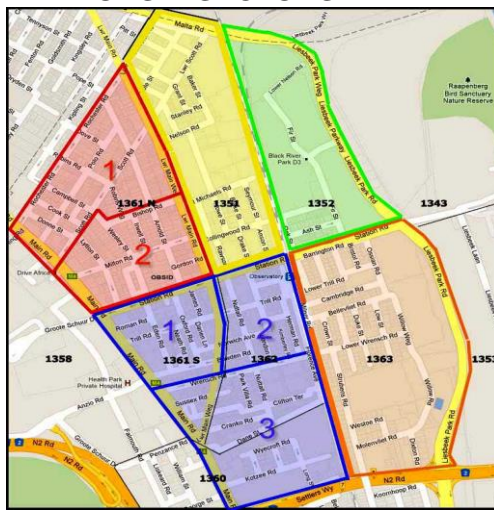


OBSID public safety personnel **supported SAPS in 8 arrests** during the month of July 2022.

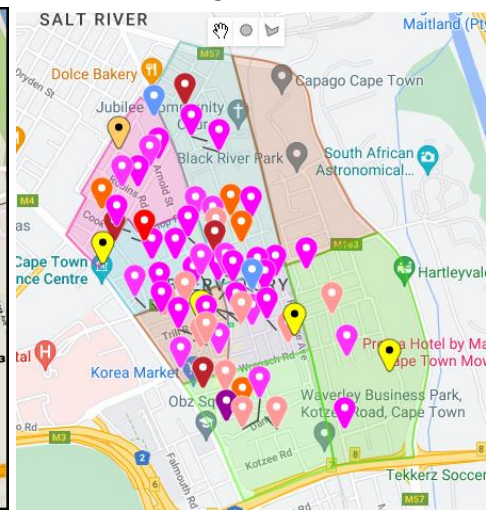
- 05 July 2022 – Norfolk Road, theft
- 17 July 2022 – Lower Main Road, theft out of motor vehicle
- 18 July 2022 – Cranko Road, trespass
- 18 July 2022 – Roman Road, theft out of motor vehicle
- 22 July 2022 – Disa Avenue, theft
- 22 July 2022 – Milner Road, attempted theft out of motor vehicle
- 22 July 2022 – Station Road, theft
- 23 July 2022 – Seymour Street, theft

## TOTAL INCIDENTS BY CATEGORY AND MAP:

### OBSID SECTORS:



### INCIDENT MAP:



# PUBLIC SAFETY INCIDENT REPORT

JULY 2022

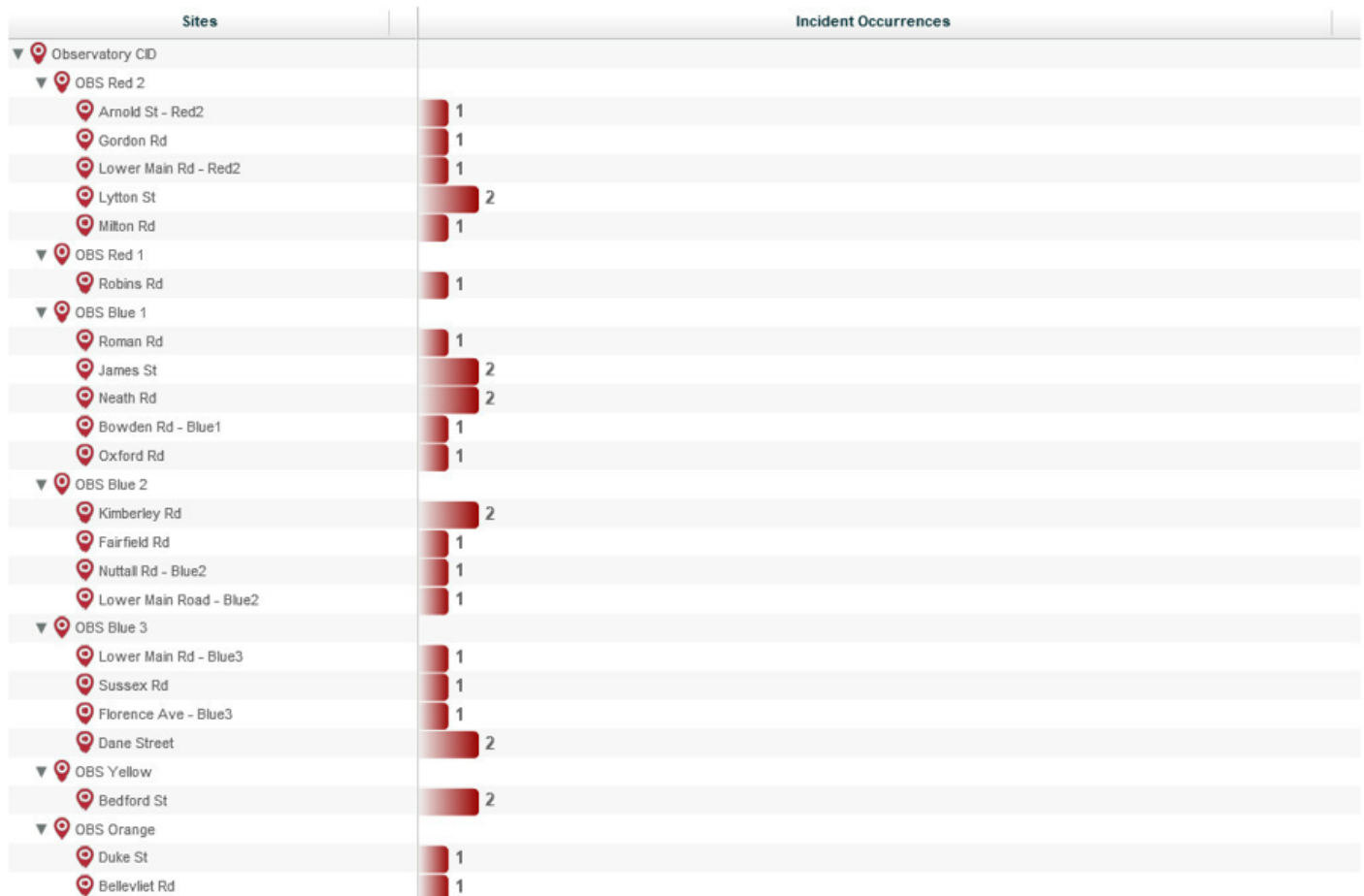
## INCIDENTS OF CONCERN:

The below graphs indicates the amount and locations of housebreakings, muggings and vehicle related incidents:

- Vehicle related theft (**28**) (theft of motor vehicle, theft out of motor vehicle, theft of car parts and attempted theft out of motor vehicle);

Start Date: 01/07/2022 End Date: 31/07/2022

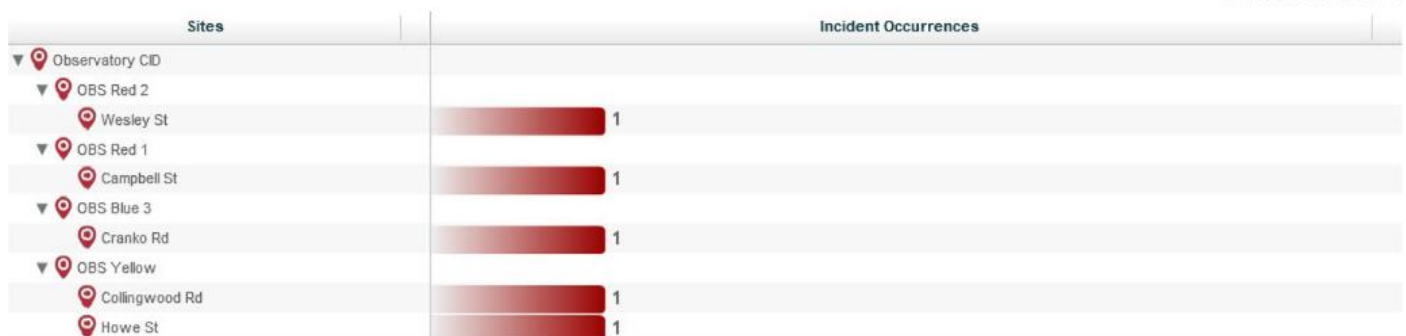
Total Incidents: 28



- Housebreaking (**5**) (burglaries residential, business and attempts);

Start Date: 01/07/2022 End Date: 31/07/2022

Total Incidents: 5



# PUBLIC SAFETY INCIDENT REPORT

JULY 2022

- Robbery (9) (muggings, robbery with a weapon other than a firearm and armed robbery);

Start Date: 01/07/2022 End Date: 31/07/2022

Total Incidents: 9

| Sites                | Incident Occurrences |
|----------------------|----------------------|
| ▼ Observatory CID    |                      |
| ▼ OBS Red 2          |                      |
| Lower Main Rd - Red2 | 1                    |
| Scott Road - Red2    | 1                    |
| ▼ OBS Red 1          |                      |
| Lower Main Rd - Red1 | 1                    |
| Rochester Rd         | 1                    |
| ▼ OBS Blue 1         |                      |
| Trill Rd - Blue1     | 1                    |
| ▼ OBS Blue 2         |                      |
| Kimberley Rd         | 1                    |
| Station Rd - Blue2   | 1                    |
| ▼ OBS Yellow         |                      |
| Tasman Rd            | 1                    |
| ▼ OBS Orange         |                      |
| Willow Rd            | 1                    |

## SUMMARY OF ACTIVE PERIODS FOR THE MONTH:

**Highest incident periods:** (28) incidents were reported as occurring during the week (Monday to Thursday) and (36) incidents over the weekend (Friday to Sunday).

The high number of late reports makes it difficult to accurately determine when incidents occurred – however it appears as if the majority of incidents took place between 00h00 – 06h00.

## INCIDENTS BY DAY:

Start Date: 01/07/2022 End Date: 31/07/2022

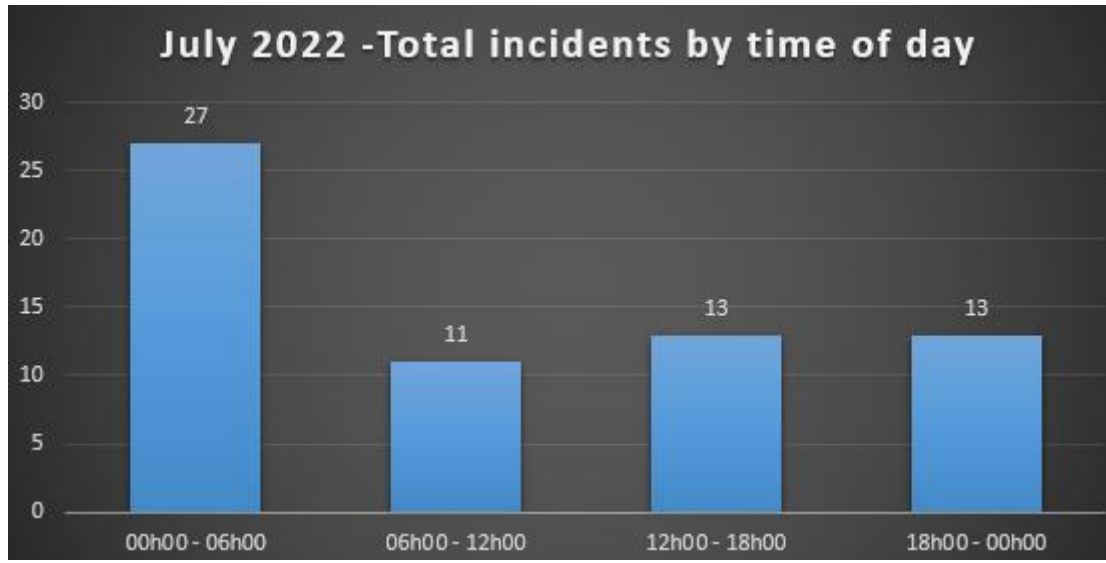
Total Incidents: 64

| Categories | Incident Occurrences |
|------------|----------------------|
| ► Crime    |                      |
| Sun        | 8                    |
| Mon        | 9                    |
| Tue        | 7                    |
| Wed        | 6                    |
| Thu        | 6                    |
| Fri        | 14                   |
| Sat        | 14                   |

# PUBLIC SAFETY INCIDENT REPORT

JULY 2022

## INCIDENTS BY TIMES OF DAY (AS REPORTED):



## INCIDENTS BY SECTOR:

Start Date: 01/07/2022 End Date: 31/07/2022

Total Incidents: 64

| Sites             | Incident Occurrences |
|-------------------|----------------------|
| ▼ Observatory CID |                      |
| ▶ OBS Red 2       | 15                   |
| ▶ OBS Red 1       | 7                    |
| ▶ OBS Blue 1      | 12                   |
| ▶ OBS Blue 2      | 10                   |
| ▶ OBS Blue 3      | 7                    |
| ▶ OBS Yellow      | 8                    |
| ▶ OBS Orange      | 5                    |

## Sector analyses:

- OBS Red 1, recorded 7 incidents (12) reported the previous month – 66 proactive actions had to be conducted in this area:

Start Date: 01/07/2022 End Date: 31/07/2022

Total Incidents: 7

| Categories                             | Incident Occurrences |
|--|----------------------|
| ▼ Crime                                |                      |
| ▼ Theft                                |                      |
| ▶ General Theft                        | 2                    |
| ▶ Theft from Motor Vehicle / Car parts | 1                    |
| ▶ Theft of Motor Cycle                 | 1                    |
| ▼ Robbery                              |                      |
| ▶ Armed Robbery                        | 1                    |
| ▶ Robbery and Housebreaking            | 1                    |
| ▼ Housebreaking                        |                      |
| ▶ Housebreaking and theft              | 1                    |



# PUBLIC SAFETY INCIDENT REPORT

JULY 2022

- **OBS Red 2, recorded 13 incidents (9) reported the previous month – 20 proactive actions had to be conducted in this area:**

**Start Date: 01/07/2022 End Date: 31/07/2022**

**Total Incidents: 13**

| Categories                           | Incident Occurrences |
|--------------------------------------|----------------------|
| ▼ Crime                              |                      |
| ▼ Theft                              |                      |
| Theft of Motor Vehicle               | 1                    |
| General Theft                        | 4                    |
| Attempted Theft out of Motor Vehicle | 1                    |
| Theft from Motor Vehicle / Car parts | 3                    |
| Attempted theft of motor vehicle     | 1                    |
| ▼ Robbery                            |                      |
| Robbery Common                       | 1                    |
| Bussiness Robbery                    | 1                    |
| ▼ Housebreaking                      |                      |
| Attempted housebreaking              | 1                    |

- **Blue 1, recorded 12 incidents (8) reported the previous month – 44 proactive actions had to be conducted in this area:**

**Start Date: 01/07/2022 End Date: 31/07/2022**

**Total Incidents: 12**

| Categories                           | Incident Occurrences |
|--------------------------------------|----------------------|
| ▼ Crime                              |                      |
| ▼ Theft                              |                      |
| Theft out of Motor Vehicle           | 4                    |
| General Theft                        | 4                    |
| Theft from Motor Vehicle / Car parts | 3                    |
| ▼ Robbery                            |                      |
| Attempted Robbery                    | 1                    |

- **Blue 2, recorded 10 incidents (9) reported the previous month – 21 proactive actions had to be conducted in this area:**

**Start Date: 01/07/2022 End Date: 31/07/2022**

**Total Incidents: 10**

| Categories                           | Incident Occurrences |
|--------------------------------------|----------------------|
| ▼ Crime                              |                      |
| ▼ Theft                              |                      |
| Theft of Motor Vehicle               | 2                    |
| Theft out of Motor Vehicle           | 2                    |
| General Theft                        | 2                    |
| Theft from Motor Vehicle / Car parts | 1                    |
| Theft of Motor Cycle                 | 1                    |
| ▼ Robbery                            |                      |
| Robbery Common                       | 1                    |
| Armed Robbery                        | 1                    |

# PUBLIC SAFETY INCIDENT REPORT

JULY 2022

- **Blue 3, recorded 7 incident (1) reported the previous month – 38 proactive actions had to be conducted in this area:**

Start Date: 01/07/2022 End Date: 31/07/2022

Total Incidents: 7

| Categories                           | Incident Occurrences |
|--------------------------------------|----------------------|
| ▼ Crime                              |                      |
| ▼ Theft                              |                      |
| Theft out of Motor Vehicle           | 3                    |
| Theft from Motor Vehicle / Car parts | 1                    |
| Attempted theft of motor vehicle     | 1                    |
| ▼ Housebreaking                      |                      |
| Housebreaking and theft              | 1                    |
| Trespass                             | 1                    |

- **Orange recorded 5 incidents (2) reported the previous month – 64 proactive actions had to be conducted in this area:**

Start Date: 01/07/2022 End Date: 31/07/2022

Total Incidents: 5

| Categories                           | Incident Occurrences |
|--------------------------------------|----------------------|
| ▼ Crime                              |                      |
| ▼ Theft                              |                      |
| Theft out of Motor Vehicle           | 1                    |
| General Theft                        | 2                    |
| Theft from Motor Vehicle / Car parts | 1                    |
| ▼ Robbery                            |                      |
| Robbery Common                       | 1                    |

- **Yellow recorded 8 incidents (8) reported the previous month – 8 proactive actions had to be conducted in this area:**

Start Date: 01/07/2022 End Date: 31/07/2022

Total Incidents: 8

| Categories                           | Incident Occurrences |
|--------------------------------------|----------------------|
| ▼ Crime                              |                      |
| ▼ Theft                              |                      |
| Theft out of Motor Vehicle           | 1                    |
| General Theft                        | 3                    |
| Theft from Motor Vehicle / Car parts | 1                    |
| ▼ Robbery                            |                      |
| Business Robbery                     | 1                    |
| ▼ Housebreaking                      |                      |
| Housebreaking and theft              | 2                    |

- **Green recorded 0 incident (0) reported the previous month – 18 proactive actions had to be conducted in this area:**



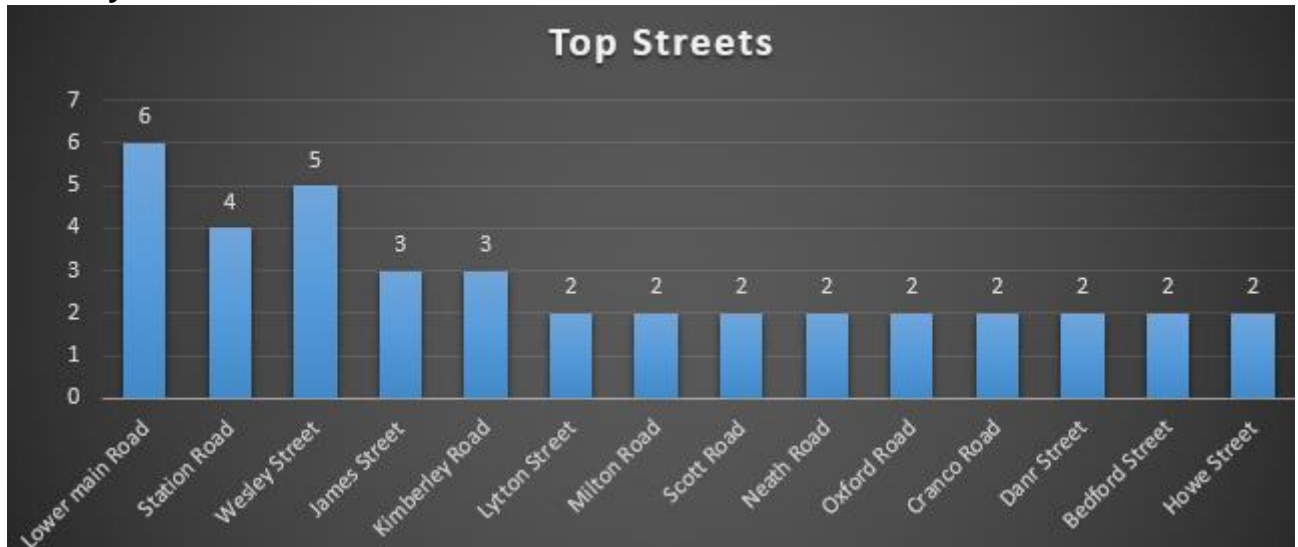
# PUBLIC SAFETY INCIDENT REPORT

JULY 2022

## INCIDENTS BY STREET:

The incidents were scattered throughout the area. Streets that recorded more than one incident were not on the same day and occurred on separate days throughout the month.

### **Top streets by number of incidents:**



## OBSID RESPONSE TEAM DEPLOYMENT STRATEGY DURING THE MONTH:

OBSID is continuing with focussed actions intended to minimise the opportunities for crime incidents to occur.

**We urge the community to increase their vigilance and to report any unusual or suspicious actions / movements of vehicles or people to help us keep Observatory safer.**