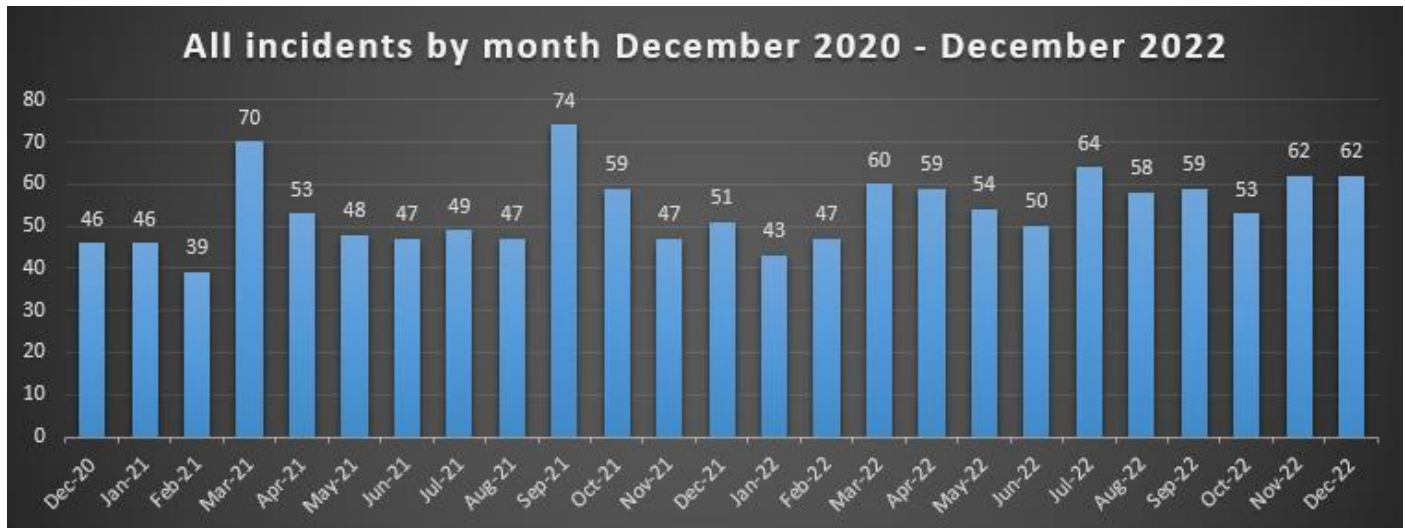


PUBLIC SAFETY INCIDENT REPORT

December 2022

This report reflects incidents as reported by our team, reported by members of the public to our 24-hour control room or reported via the Obs WhatsApp groups.

PLEASE CALL OUR CONTROL ROOM ON 021 447 1066 OR WHATSAPP US ON 074 636 3353 TO REPORT INCIDENTS



The above graph reflects the total reported incidents per month since December 2020.

For the period, 1-31 December 2022 there were 62 incidents reported.

SUMMARY:

Start Date: 01/12/2022 End Date: 31/12/2022

Total Incidents: 62

Categories	Incident Occurrences
▼ Crime	
▼ Theft	
Theft of Motor Vehicle	2
Theft out of Motor Vehicle	17
General Theft	11
Attempted Theft out of Motor Vehicle	1
Theft from Motor Vehicle / Car parts	6
Theft of Motor Cycle	1
Theft of Bicycle	2
Attempted theft of motor vehicle	1
▼ Assault	
Assault GBH	2
▼ Robbery	
Robbery Common	4
Robbery with weapon other than firearm	1
Malicious Damage to Property	7
▼ Housebreaking	
Housebreaking and theft	4
Attempted housebreaking	1
Trespass	2

Thefts recorded the highest number of incidents (41) broken down as follows –theft of motor vehicle (2), theft out of motor vehicle (17), general theft (11), attempted theft out of motor vehicle (1), theft of car parts (6). Other reported crimes were robberies / muggings (5), malicious damage to property (7), burglary (4), attempted burglary (1), theft of motor cycle (1), theft of bicycle (1), assault-gbh (1), and trespass (2).

PUBLIC SAFETY INCIDENT REPORT

December 2022

Proactive engagement (e.g. reports of suspicious activity / persons / vehicles) from the community went slightly up compared to the previous month (28 reports, 1 more received by the Control Room during November 2022).

The OBSID public safety team have to inform owners or residents of unlocked vehicles, open doors, and open garages or premises gates. OBSID's public safety team recorded 363 proactive incidents this month.

PROACTIVE BY SITE:

Start Date: 01/12/2022 End Date: 31/12/2022

Total Incidents: 363

Sites	Incident Occurrences
▼ Observatory CID	
▶ OBS Red 2	48
▶ OBS Red 1	84
▶ OBS Blue 1	28
▶ OBS Blue 2	48
▶ OBS Blue 3	42
▶ OBS Yellow	18
▶ OBS Green	12
▶ OBS Orange	83

BY CATEGORIES:

Start Date: 01/12/2022 End Date: 31/12/2022

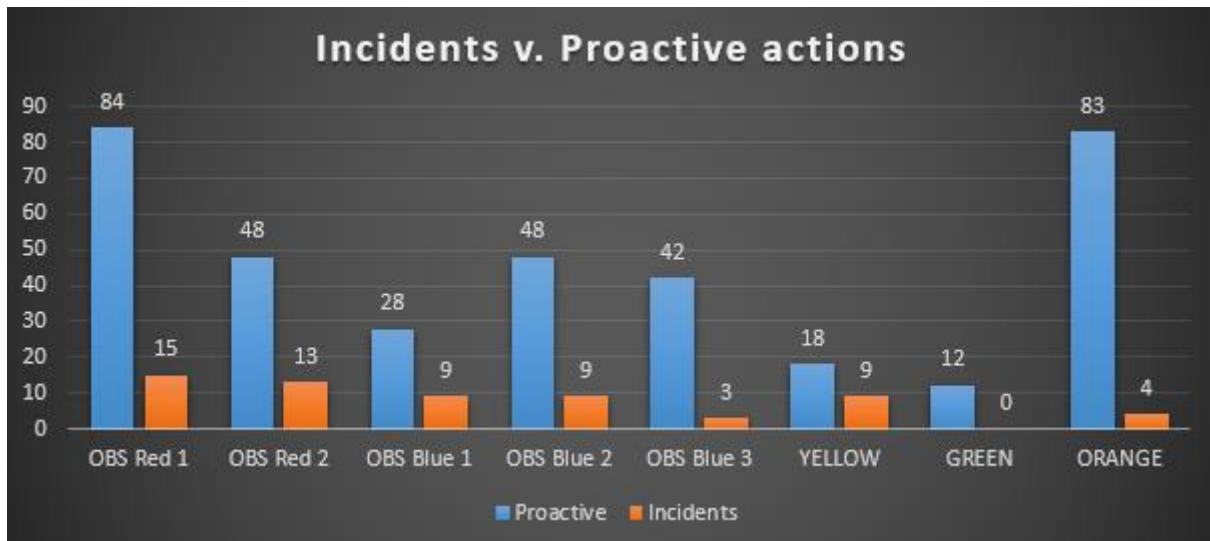
Total Incidents: 363

Categories	Incident Occurrences
▼ Pro-active Actions	
▶ Open gates	193
▶ Open Garage Doors	8
▶ Unlocked Vehicles	40
▶ Open Window	44
▶ Open Door found	6
▶ Vehicle Lights Left On	18
▶ Visible Valuables left inside Vehicles	54

PUBLIC SAFETY INCIDENT REPORT

December 2022

INCIDENTS V. PROACTIVE ACTIONS BY THE PUBLIC SAFETY OFFICERS:

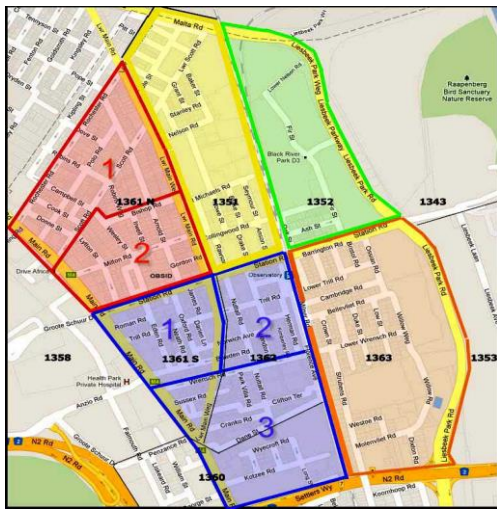


OBSID public safety personnel **supported SAPS in 8 arrests** during the month of November 2022.

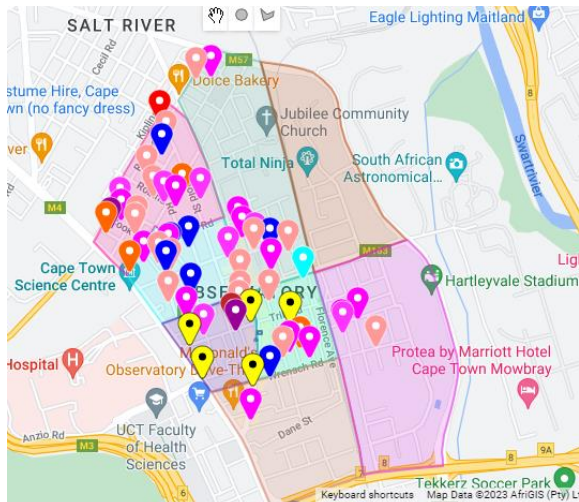
- 01 December 2022 – Lytton Street, malicious damage to property
- 13 December 2022 – James Street, theft out of motor vehicle
- 14 December 2022 – Bedford Street, theft of bicycle
- 15 December 2022 – Donne Street, trespass
- 19 December 2022 – Cnr Polo & Robins Road, possession of stolen goods
- 23 December 2022 – London Road, general theft
- 29 December 2022 – Cnr Station & Oxford Road, possession of stolen goods
- 31 December 2022 – Trill Road, attempted theft of motor vehicle

TOTAL INCIDENTS BY CATEGORY AND MAP:

OBSID SECTORS:



INCIDENT MAP:



PUBLIC SAFETY INCIDENT REPORT

December 2022

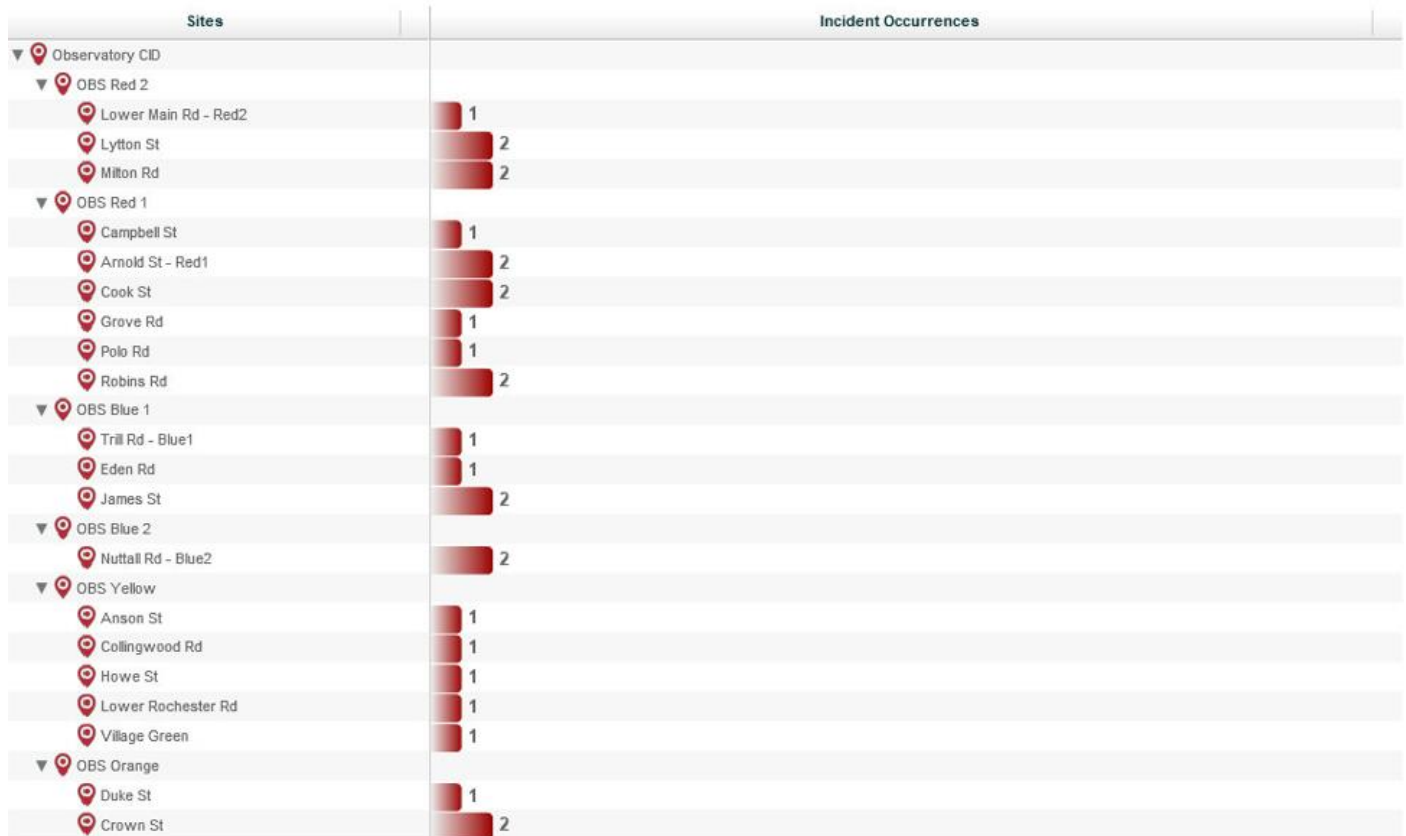
INCIDENTS OF CONCERN:

The below graphs indicates the amount and locations of housebreakings, muggings and vehicle related incidents:

- Vehicle related theft (**28**) (theft of motor vehicle, theft out of motor vehicle, theft of car parts and attempted theft out of motor vehicle);

Start Date: 01/12/2022 End Date: 31/12/2022

Total Incidents: 28



- Housebreaking (**5**) (burglaries residential, business and attempts);

Start Date: 01/12/2022 End Date: 31/12/2022

Total Incidents: 5



PUBLIC SAFETY INCIDENT REPORT

December 2022

- Robbery (5) (muggings, robbery with a weapon other than a firearm and armed robbery);

Start Date: 01/12/2022 End Date: 31/12/2022

Total Incidents: 5

Sites	Incident Occurrences
▼ Observatory CID	
▼ OBS Blue 1	
Trill Rd - Blue1	2
Main Rd - Blue1	1
▼ OBS Blue 2	
Herschel Rd	1
▼ OBS Blue 3	
Lower Main Rd - Blue3	1

SUMMARY OF ACTIVE PERIODS FOR THE MONTH:

Highest incident periods: (24) incidents were reported as occurring during the week (Monday to Thursday) and (38) incidents over the weekend (Friday to Sunday).

The high number of late reports makes it difficult to accurately determine when incidents occurred – however it appears as if the majority of incidents took place between 18h00 – 06h00.

INCIDENTS BY DAY:

Start Date: 01/12/2022 End Date: 31/12/2022

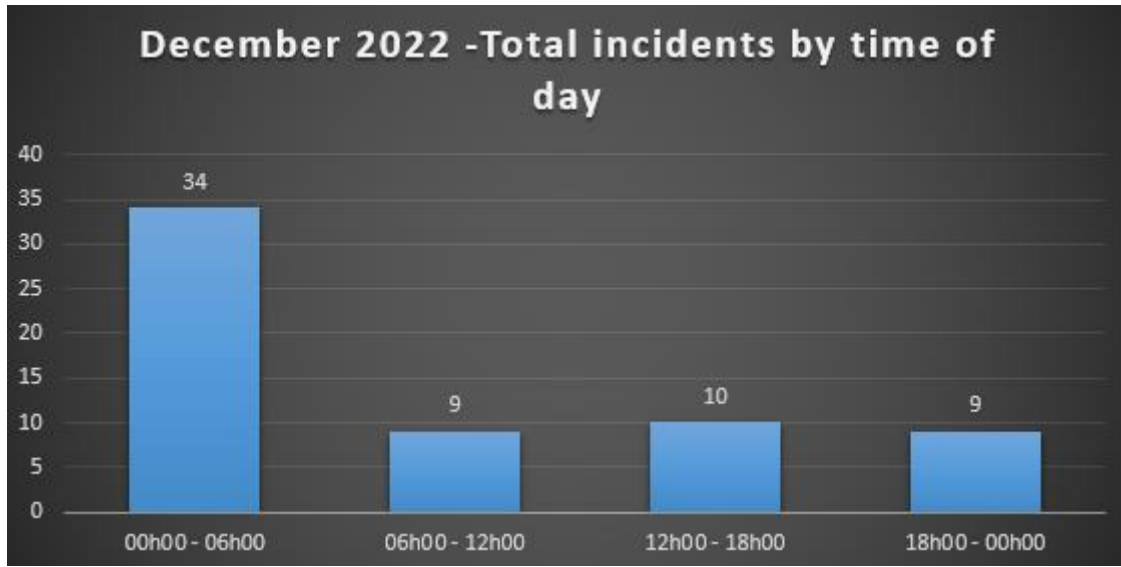
Total Incidents: 62

Sites	Incident Occurrences
► Observatory CID	
Sun	14
Mon	6
Tue	5
Wed	4
Thu	9
Fri	10
Sat	14

PUBLIC SAFETY INCIDENT REPORT

December 2022

INCIDENTS BY TIMES OF DAY (AS REPORTED):



INCIDENTS BY SECTOR:

Start Date: 01/12/2022 End Date: 31/12/2022

Total Incidents: 62

Sites	Incident Occurrences
▼ Observatory CID	
▶ OBS Red 2	13
▶ OBS Red 1	15
▶ OBS Blue 1	9
▶ OBS Blue 2	9
▶ OBS Blue 3	3
▶ OBS Yellow	9
▶ OBS Orange	4

Sector analyses:

- OBS Red 1, recorded 15 incidents (19) reported the previous month – 84 proactive actions had to be conducted in this area:

Start Date: 01/12/2022 End Date: 31/12/2022

Total Incidents: 15

Categories	Incident Occurrences
▼ Crime	
▼ Theft	
▶ Theft out of Motor Vehicle	5
▶ General Theft	1
▶ Attempted Theft out of Motor Vehicle	1
▶ Theft from Motor Vehicle / Car parts	3
▶ Malicious Damage to Property	1
▼ Housebreaking	
▶ Housebreaking and theft	2
▶ Attempted housebreaking	1
▶ Trespass	1

PUBLIC SAFETY INCIDENT REPORT

December 2022

- **OBS Red 2, recorded 13 incidents (6) reported the previous month – 48 proactive actions had to be conducted in this area:**

Start Date: 01/12/2022 End Date: 31/12/2022

Total Incidents: 13

Categories	Incident Occurrences
▼ Crime	
▼ Theft	
Theft out of Motor Vehicle	4
General Theft	2
Theft from Motor Vehicle / Car parts	1
Theft of Bicycle	1
Malicious Damage to Property	4
▼ Housebreaking	
Housebreaking and theft	1

- **Blue 1, recorded 9 incidents (11) reported the previous month –28 proactive actions had to be conducted in this area:**

Start Date: 01/12/2022 End Date: 31/12/2022

Total Incidents: 9

Categories	Incident Occurrences
▼ Crime	
▼ Theft	
Theft out of Motor Vehicle	2
General Theft	1
Theft from Motor Vehicle / Car parts	1
Attempted theft of motor vehicle	1
▼ Robbery	
Robbery Common	3
Trespass	1

- **Blue 2, recorded 9 incidents (7) reported the previous month – 48 proactive actions had to be conducted in this area:**

Start Date: 01/12/2022 End Date: 31/12/2022

Total Incidents: 9

Categories	Incident Occurrences
▼ Crime	
▼ Theft	
Theft out of Motor Vehicle	2
General Theft	3
▼ Assault	
Assault GBH	2
▼ Robbery	
Robbery with weapon other than firearm	1
▼ Housebreaking	
Housebreaking and theft	1

PUBLIC SAFETY INCIDENT REPORT

December 2022

- Blue 3, recorded 3 incidents (2) reported the previous month – 42 proactive actions had to be conducted in this area:

Start Date: 01/12/2022 End Date: 31/12/2022

Total Incidents: 3

Categories	Incident Occurrences
▼ Crime	
▼ Theft	
General Theft	1
▼ Robbery	
Robbery Common	1
Malicious Damage to Property	1

- Orange recorded 4 incidents (7) reported the previous month – 83 proactive actions had to be conducted in this area:

Start Date: 01/12/2022 End Date: 31/12/2022

Total Incidents: 4

Categories	Incident Occurrences
▼ Crime	
▼ Theft	
Theft of Motor Vehicle	1
Theft out of Motor Vehicle	1
General Theft	1
Theft from Motor Vehicle / Car parts	1

- Yellow recorded 9 incidents (6) reported the previous month – 18 proactive actions had to be conducted in this area:

Start Date: 01/12/2022 End Date: 31/12/2022

Total Incidents: 9

Categories	Incident Occurrences
▼ Crime	
▼ Theft	
Theft of Motor Vehicle	1
Theft out of Motor Vehicle	3
General Theft	2
Theft of Motor Cycle	1
Theft of Bicycle	1
Malicious Damage to Property	1

- Green recorded 0 incidents (4) reported the previous month – 12 proactive actions had to be conducted in this area:

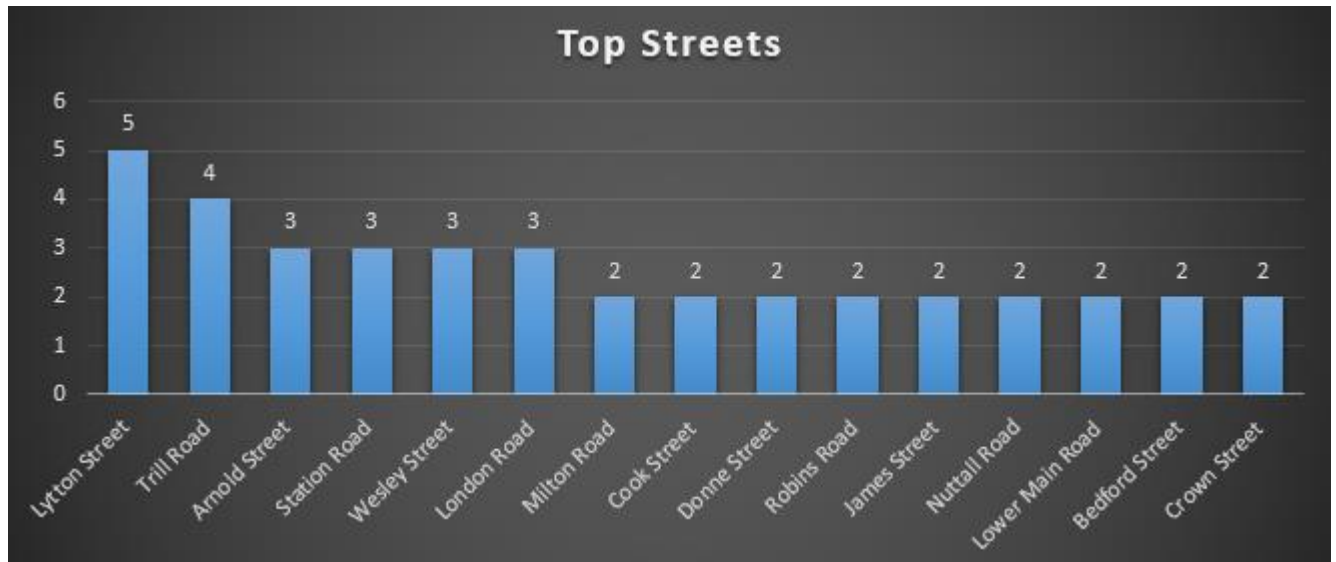
PUBLIC SAFETY INCIDENT REPORT

December 2022

INCIDENTS BY STREET:

The incidents were scattered throughout the area. Streets that recorded more than one incident were not on the same day and occurred on separate days throughout the month.

Top streets by number of incidents:



We urge the community to increase their vigilance and to report any unusual or suspicious actions / movements of vehicles or people to help us keep Observatory safer.