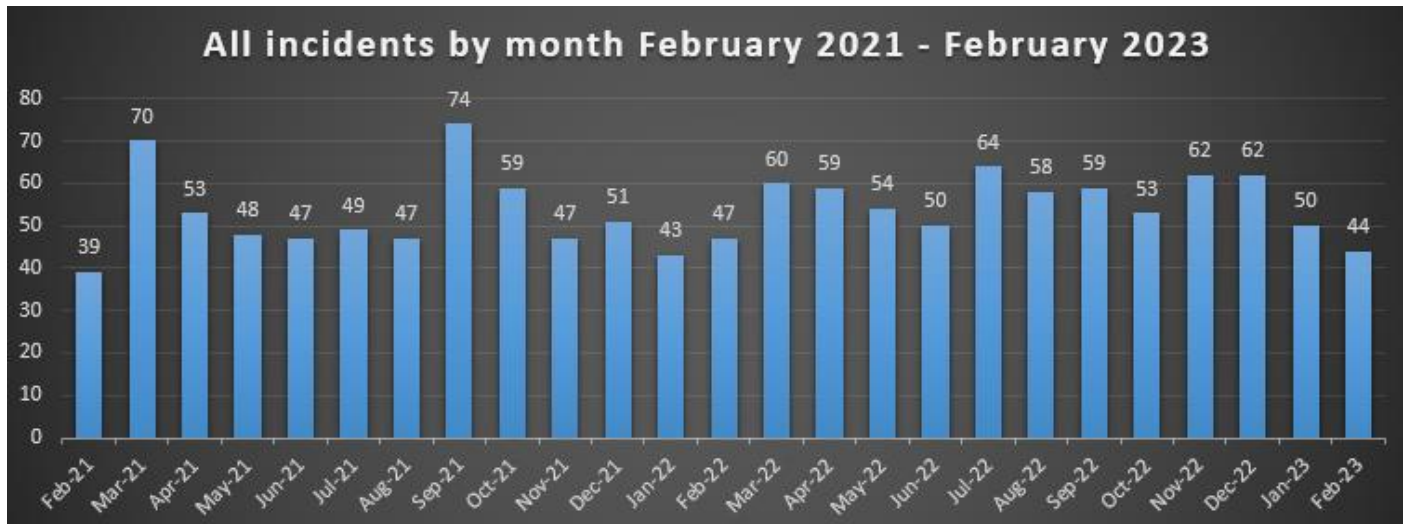


PUBLIC SAFETY INCIDENT REPORT

February 2023

This report reflects incidents as reported by our team, reported by members of the public to our 24-hour control room or reported via the Obs WhatsApp groups.

PLEASE CALL OUR CONTROL ROOM ON 021 447 1066 OR WHATSAPP US ON 074 636 9933 TO REPORT INCIDENTS



The above graph reflects the total reported incidents per month since February 2021.

For the period, 1-28 February 2023 there were 44 incidents reported.

SUMMARY:

Start Date: 01/02/2023 End Date: 28/02/2023

Total Incidents: 44

Categories	Incident Occurrences
▼ Crime	
▼ Theft	
Theft of Motor Vehicle	2
Theft out of Motor Vehicle	5
General Theft	6
Attempted Theft	1
Attempted Theft out of Motor Vehicle	4
▼ Assault	
Assault GBH	1
▼ Robbery	
Robbery Common	5
Attempted Robbery	2
Robbery with weapon other than firearm	1
Business Robbery	1
Malicious Damage to Property	8
▼ Housebreaking	
Housebreaking and theft	4
Housebreaking and theft business	1
Attempted housebreaking	1
Trespass	2

Thefts recorded the highest number of incidents (18) broken down as follows –theft of motor vehicle (2), theft out of motor vehicle (5), general theft (6), attempted theft (1), attempted theft out of motor vehicle (4), Other reported crimes were robberies / muggings (7), attempted muggings (2), malicious damage to property (8), burglary (5), attempted burglary (1), assault (1), and trespass (2).

PUBLIC SAFETY INCIDENT REPORT

February 2023

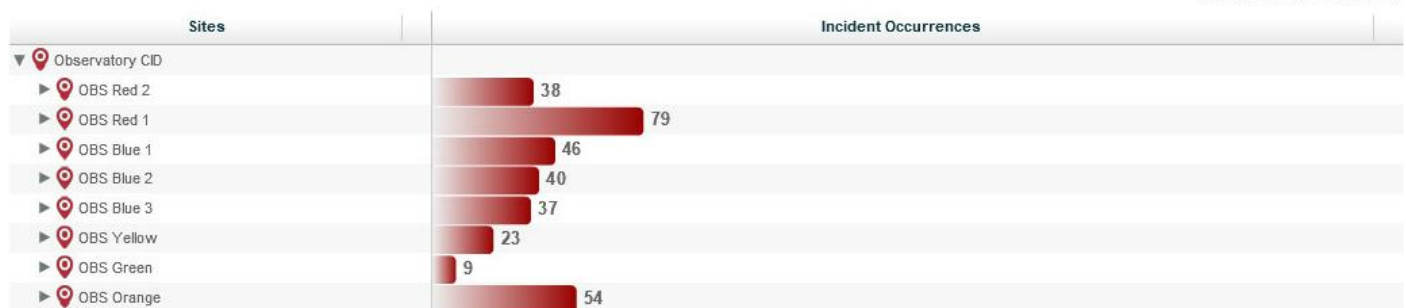
Proactive engagement (e.g. reports of suspicious activity / persons / vehicles) from the community went slightly up compared to the previous month (32 reports, 2 more received by the Control Room during January 2023).

The OBSID public safety team have to inform owners or residents of unlocked vehicles, open doors, and open garages or premises gates. OBSID's public safety team recorded 326 proactive incidents this month.

PROACTIVE BY SITE:

Start Date: 01/02/2023 End Date: 28/02/2023

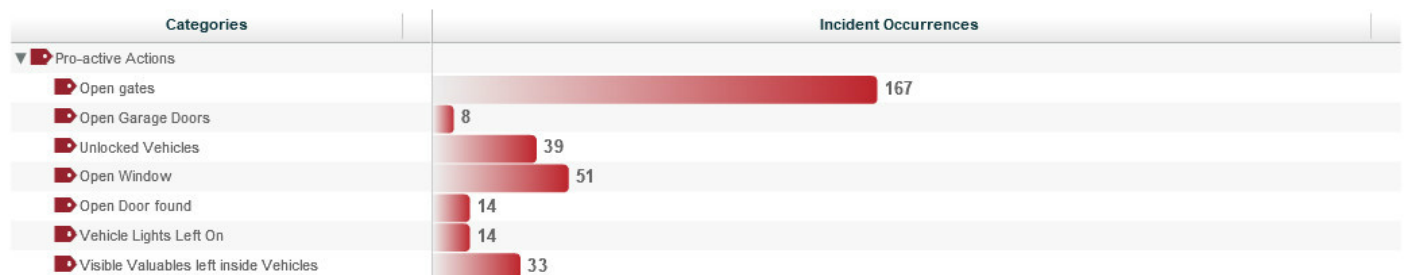
Total Incidents: 326



BY CATEGORIES:

Start Date: 01/02/2023 End Date: 28/02/2023

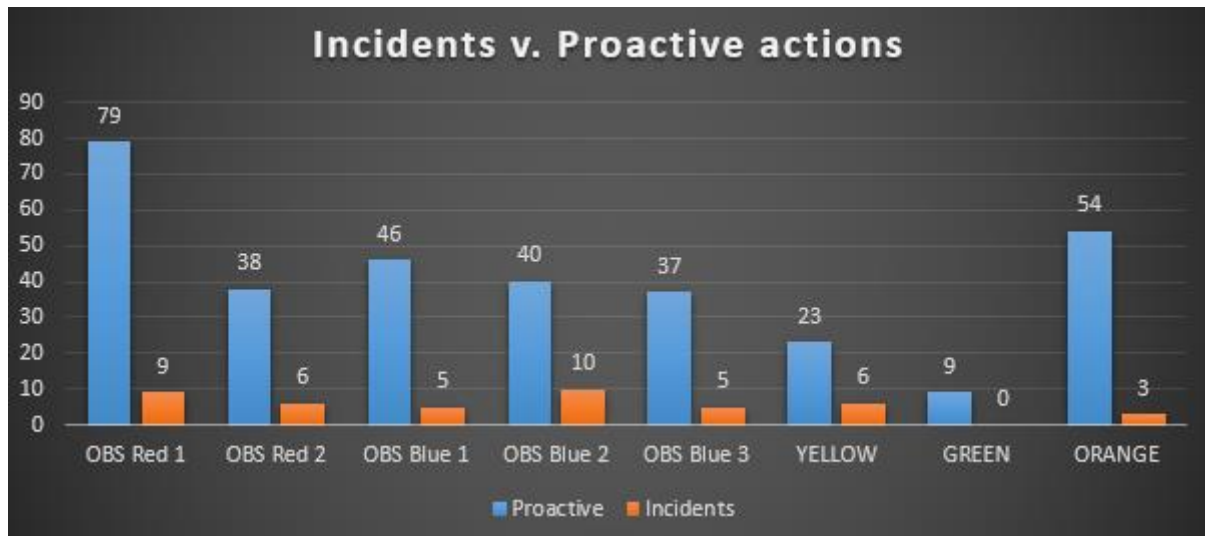
Total Incidents: 326



PUBLIC SAFETY INCIDENT REPORT

February 2023

INCIDENTS V. PROACTIVE ACTIONS BY THE PUBLIC SAFETY OFFICERS:



OBSID public safety personnel **supported SAPS in 9 arrests** during the month of January 2023.

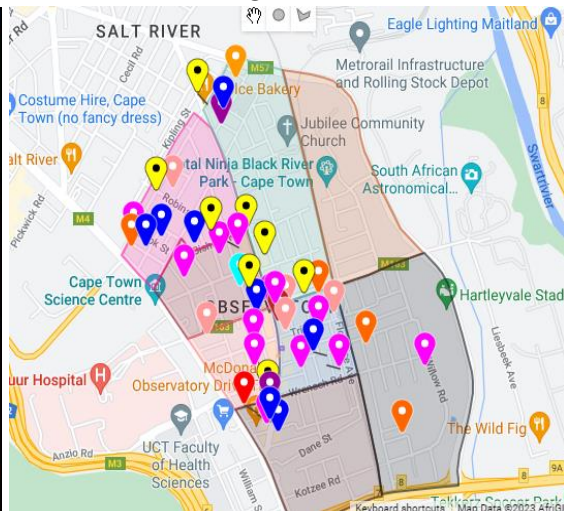
- 02 February 2023 – Scott Road, possession of stolen goods
- 05 February 2023 – Willow Road, possession of stolen goods
- 17 February 2023 – Willow Road, possession of stolen goods
- 17 February 2023 – Drake Street, warrant of arrest(theft)
- 17 February 2023 – Franklin Street, trespass
- 22 February 2023 – Lower Main Road, possession of stolen goods
- 25 February 2023 – Arnold Street, assault gbh
- 26 February 2023 – Bowden Road, attempted theft
- 27 February 2023 – Lower Main Road, trespass

TOTAL INCIDENTS BY CATEGORY AND MAP:

OBSID SECTORS:



INCIDENT MAP:



PUBLIC SAFETY INCIDENT REPORT

February 2023

INCIDENTS OF CONCERN:

The below graphs indicates the amount and locations of housebreakings, muggings and vehicle related incidents:

- Vehicle related theft (**11**) (theft of motor vehicle, theft out of motor vehicle, theft of car parts and attempted theft out of motor vehicle);

Start Date: 01/02/2023 End Date: 28/02/2023

Total Incidents: 11

Sites	Incident Occurrences
▼ Observatory CID	
▼ OBS Red 2	
Irwell St	1
Lower Main Rd - Red2	1
▼ OBS Red 1	
Polo Rd	1
Rochester Rd	1
▼ OBS Blue 1	
Station Rd - Blue1	1
▼ OBS Blue 2	
Kimberley Rd	1
Nuttall Rd - Blue2	1
Trill Rd - Blue2	2
Florence Ave - Blue2	1
▼ OBS Orange	
Willow Rd	1

- Housebreaking (**6**) (burglaries residential, business and attempts);

Start Date: 01/02/2023 End Date: 28/02/2023

Total Incidents: 6

Sites	Incident Occurrences
▼ Observatory CID	
▼ OBS Red 1	
Donne St	1
▼ OBS Blue 2	
Station Rd - Blue2	1
▼ OBS Blue 3	
Sussex Rd	1
▼ OBS Yellow	
Selous St	1
▼ OBS Orange	
Westoe Rd	1
Crown St	1

PUBLIC SAFETY INCIDENT REPORT

February 2023

- Robbery (9) (muggings, robbery with a weapon other than a firearm and armed robbery);

Start Date: 01/02/2023 End Date: 28/02/2023

Total Incidents: 9

Sites	Incident Occurrences
▼ Observatory CID	
▼ OBS Red 2	
Lower Main Rd - Red2	1
▼ OBS Red 1	
Lower Main Rd - Red1	1
Rochester Rd	1
Bishop Road	1
▼ OBS Blue 1	
Wrench Road - Blue 1	1
▼ OBS Blue 2	
Lower Main Road - Blue2	1
▼ OBS Yellow	
Bedford St	1
Drake St	1
Nansen St	1

SUMMARY OF ACTIVE PERIODS FOR THE MONTH:

Highest incident periods: (22) incidents were reported as occurring during the week (Monday to Thursday) and (22) incidents over the weekend (Friday to Sunday).

The high number of late reports makes it difficult to accurately determine when incidents occurred – however it appears as if the majority of incidents took place between 18h00 – 06h00.

INCIDENTS BY DAY:

Start Date: 01/02/2023 End Date: 28/02/2023

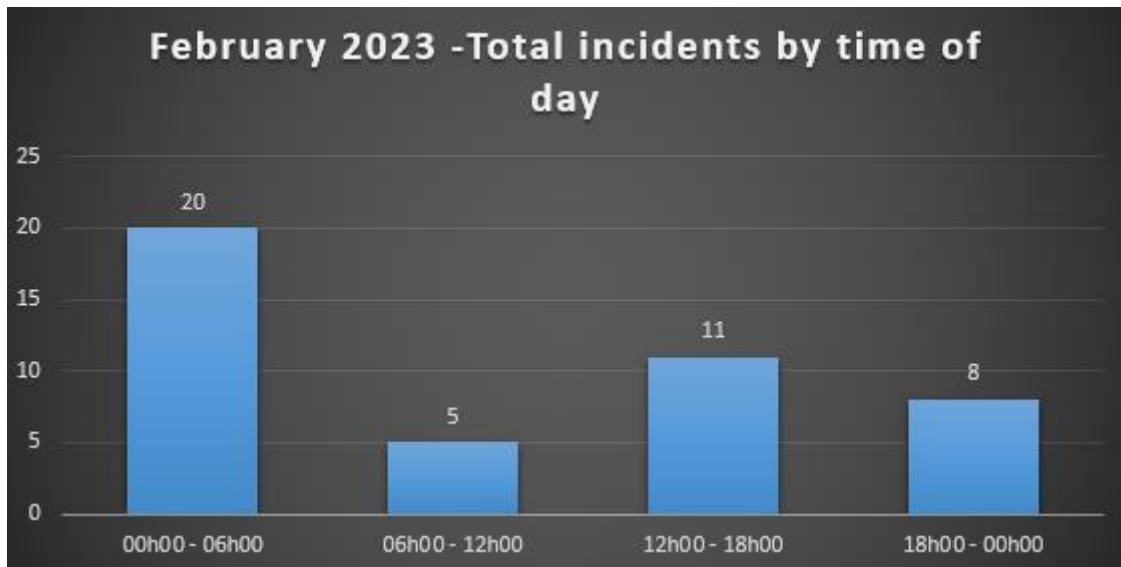
Total Incidents: 44

Sites	Incident Occurrences
► Observatory CID	
Sun	3
Mon	5
Tue	6
Wed	7
Thu	4
Fri	7
Sat	12

PUBLIC SAFETY INCIDENT REPORT

February 2023

INCIDENTS BY TIMES OF DAY (AS REPORTED):



INCIDENTS BY SECTOR:

Start Date: 01/02/2023 End Date: 28/02/2023

Total Incidents: 44

Sites	Incident Occurrences
▼ Observatory CID	
▶ OBS Red 2	6
▶ OBS Red 1	9
▶ OBS Blue 1	5
▶ OBS Blue 2	10
▶ OBS Blue 3	5
▶ OBS Yellow	6
▶ OBS Orange	3

Sector analyses:

- OBS Red 1, recorded 9 incidents (12) reported the previous month –79 proactive actions had to be conducted in this area:

Start Date: 01/02/2023 End Date: 28/02/2023

Total Incidents: 9

Categories	Incident Occurrences
▼ Crime	
▼ Theft	
▶ Theft out of Motor Vehicle	1
▶ Attempted Theft out of Motor Vehicle	1
▼ Robbery	
▶ Robbery Common	2
▶ Attempted Robbery	1
▶ Malicious Damage to Property	3
▼ Housebreaking	
▶ Housebreaking and theft	1

PUBLIC SAFETY INCIDENT REPORT

February 2023

- **OBS Red 2, recorded 6 incidents (3) reported the previous month – 38 proactive actions had to be conducted in this area:**

Start Date: 01/02/2023 End Date: 28/02/2023

Total Incidents: 6

Categories	Incident Occurrences
▼ Crime	
▼ Theft	
Theft of Motor Vehicle	1
General Theft	2
Attempted Theft out of Motor Vehicle	1
▼ Assault	
Assault GBH	1
▼ Robbery	
Attempted Robbery	1

- **Blue 1, recorded 5 incidents (3) reported the previous month – 46 proactive actions had to be conducted in this area:**

Start Date: 01/02/2023 End Date: 28/02/2023

Total Incidents: 5

Categories	Incident Occurrences
▼ Crime	
▼ Theft	
Theft out of Motor Vehicle	1
General Theft	2
▼ Robbery	
Robbery Common	1
Malicious Damage to Property	1

- **Blue 2, recorded 10 incidents (6) reported the previous month – 40 proactive actions had to be conducted in this area:**

Start Date: 01/02/2023 End Date: 28/02/2023

Total Incidents: 10

Categories	Incident Occurrences
▼ Crime	
▼ Theft	
Theft out of Motor Vehicle	3
General Theft	1
Attempted Theft	1
Attempted Theft out of Motor Vehicle	2
▼ Robbery	
Business Robbery	1
Malicious Damage to Property	1
▼ Housebreaking	
Housebreaking and theft	1

PUBLIC SAFETY INCIDENT REPORT

February 2023

- **Blue 3, recorded 5 incidents (3) reported the previous month – 37 proactive actions had to be conducted in this area:**

Start Date: 01/02/2023 End Date: 28/02/2023

Total Incidents: 5

Categories	Incident Occurrences
▼ Crime	
▼ Theft	
General Theft	1
Malicious Damage to Property	2
▼ Housebreaking	
Attempted housebreaking	1
Trespass	1

- **Orange recorded 3 incidents (8) reported the previous month – 54 proactive actions had to be conducted in this area:**

Start Date: 01/02/2023 End Date: 28/02/2023

Total Incidents: 3

Categories	Incident Occurrences
▼ Crime	
▼ Theft	
Theft of Motor Vehicle	1
▼ Housebreaking	
Housebreaking and theft	2

- **Yellow recorded 6 incidents (15) reported the previous month – 23 proactive actions had to be conducted in this area:**

Start Date: 01/02/2023 End Date: 28/02/2023

Total Incidents: 6

Categories	Incident Occurrences
▼ Crime	
▼ Robbery	
Robbery Common	2
Robbery with weapon other than firearm	1
Malicious Damage to Property	1
▼ Housebreaking	
Housebreaking and theft business	1
Trespass	1

- **Green recorded 0 incidents (0) reported the previous month – 9 proactive actions had to be conducted in this area:**

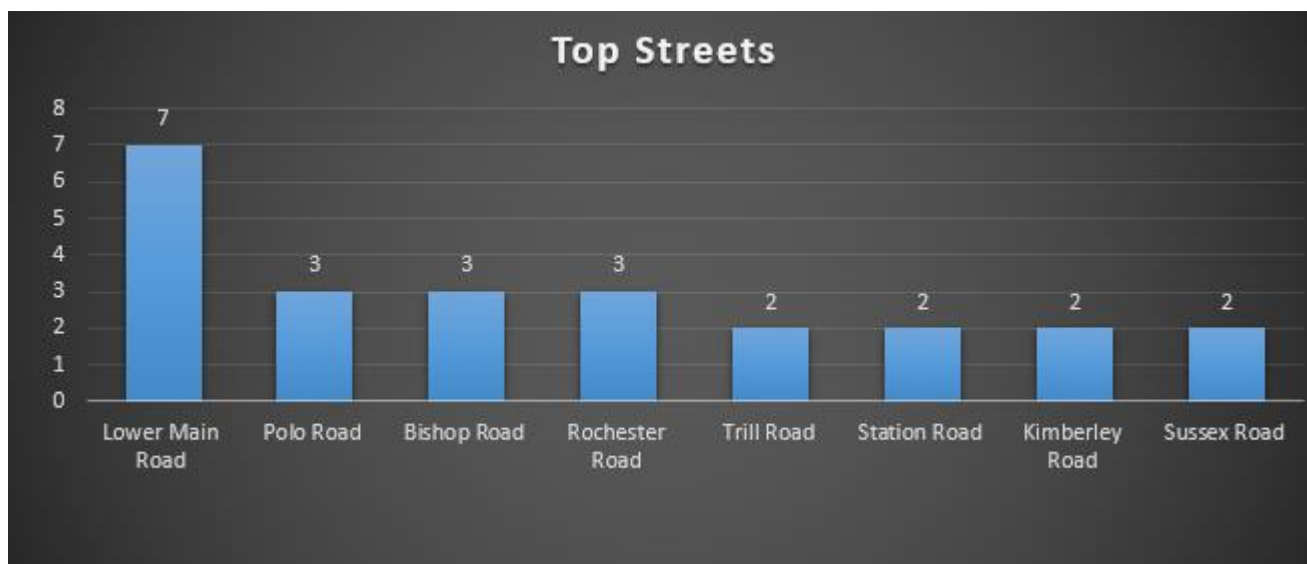
PUBLIC SAFETY INCIDENT REPORT

February 2023

INCIDENTS BY STREET:

The incidents were scattered throughout the area. Streets that recorded more than one incident were not on the same day and occurred on separate days throughout the month.

Top streets by number of incidents:



We urge the community to increase their vigilance and to report any unusual or suspicious actions / movements of vehicles or people to help us keep Observatory safer.